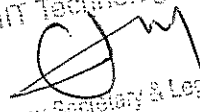


Introductory sub-table (I)(a)

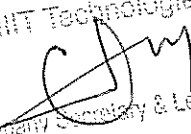


Name of the Company: NIIT Technologies Ltd		technologies	
Scrip Code, Name of the scrip, class of security: NIITTECH, NIIT Technologies Ltd, Equity Shares			
Quarter ended: June 2013			
Partly paid-up shares:-			
	No. of partly paid-up shares	As a % of total no. of partly paid-up shares	As a % of total no. of shares of the company
Held by promoter/promoter group	0	0.00	0.00
Held by public	0	0.00	0.00
Total	0	0.00	0.00
Outstanding convertible securities:-			
	No. of outstanding securities	As a % of total no. of outstanding convertible securities	As a % of total no. of shares of the company, assuming full conversion of the convertible securities
Held by promoter/promoter group	0	0.00	0.00
Held by public	0	0.00	0.00
Total	0	0.00	0.00
Warrants:-			
	No. of warrants	As a % of total no. of warrants	As a % of total no. of shares of the company, assuming full conversion of warrants
Held by promoter/promoter group	0.00	0.00	0.00
Held by public	0	0.00	0.00
Total	0.00	0.00	0.00
Total paid-up capital of the company, assuming full conversion of warrants and convertible securities		60,353,445	60,353,445

For NIIT Technologies Ltd.

 Company Secretary & Legal Head


NIIT Technologies Ltd.

Statement Showing Shareholding Pattern									
Category code	Category of Shareholder	Number of Shareholders	Table (I)(a)			Total shareholding as a percentage of total number of shares		Shares Pledged or otherwise encumbered	
			Total number of shares	Number of shares held in dematerialized form	As a percentage of (A+B) ¹	As a percentage of (A+B+C)	Number of shares	As a percentage	
									(IX) = (VIII)/(IV)*100
(i)	(ii)	(iii)	(iv)	(v)	(vi)	(vii)	(viii)	(ix)	
(A)	Shareholding of Promoter and Promoter Group ²								
1	Indian								
(a)	Individuals/ Hindu Undivided Family	8	2816	1918	0.00	0.00	0	0.00	
(b)	Central Government/ State Government(s)	0	0	0	0.00	0.00	0	0.00	
(c)	Bodies Corporate	3	18845302	18845302	31.22	31.22	0	0.00	
(d)	Financial Institutions/ Banks	0	0	0	0.00	0.00	0	0.00	
(e)	Any Others (Specify)	0	0	0	0.00	0.00	0	0.00	
(e-i)									
(e-ii)									
	Sub Total(A)(1)	11	18846118	18847220	31.23	31.23	0	0.00	
2	Foreign								
a	Individuals (Non-Residents Individuals/ Foreign Individuals)	0	0	0	0.00	0.00	0	0.00	
b	Bodies Corporate	0	0	0	0.00	0.00	0	0.00	
c	Institutions	0	0	0	0.00	0.00	0	0.00	
d	Qualified Foreign Investor	0	0	0	0.00	0.00	0	0.00	
e	Any Others (Specify)	0	0	0	0.00	0.00	0	0.00	
e-i									
e-ii									
	Sub Total(A)(2)	0	0	0	0	0	0	0.00	
	Total Shareholding of Promoter and Promoter Group (A) = (A)(1)+(A)(2)	11	18846118	18847220	31.23	31.23	0	0.00	
(B)	Public shareholding								
1	Institutions								
(a)	Mutual Funds/ UFI	56	10920631	10989005	18.21	18.21			
(b)	Financial Institutions/ Banks	14	92461	92237	0.15	0.15			
(c)	Central Government/ State Government(s)	1	75	75	0.00	0.00			
(d)	Venture Capital Funds	0	0	0	0.00	0.00			
(e)	Insurance Companies	3	785970	785970	1.30	1.30			
(f)	Foreign Institutional Investors	91	17527057	17522659	29.04	29.04			
(g)	Foreign Venture Capital Investors	0	0	0	0.00	0.00			
(h)	Qualified Foreign Investor	0	0	0	0.00	0.00			
(i)	Any Other (specify)	0	0	0	0.00	0.00			
(i-i)									
(i-ii)									
	Sub-Total (B)(1)	165	29396174	29389944	48.71	48.71			
B 2	Non-institutions								
(a)	Bodies Corporate	1009	2236569	2232216	3.71	3.71			
(b)	Individuals								
I	Individuals -i. Individual shareholders holding nominal share capital up to Rs 1 lakh	46585	6539686	6267335	10.84	10.84			
II	ii. Individual shareholders holding nominal share capital in excess of Rs. 1 lakh.	58	2748624	2748624	4.55	4.55			
(c)	Qualified Foreign Investor	0	0	0	0.00	0.00			
(d)	Any Other (specify)	0	0	0	0.00	0.00			
(d-i)	Non-Resident Individuals	888	548514	524697	0.91	0.91			
(d-ii)	Foreign Individual	3	35750	22550	0.06	0.06			
(d-iii)	Trust	2	10	10	0.00	0.00			
	Sub-Total (B)(2)	48545	12109153	11795432	20.06	20.06			
(B)	Total Public Shareholding (B) = (B)(1)+(B)(2)	48710	41505327	41185376	68.77	68.77			
	TOTAL (A)+(B)	48721	60353445	60032596	100.00	100.00			
(C)	Shares held by Custodians and against which Depository Receipts have been issued								
1	Promoter and Promoter Group	0	0	0	0.00	0.00	0	0.00	
2	Public	0	0	0	0.00	0.00	0	0.00	
	Sub-Total (C)	0	0	0	0.00	0.00	0	0.00	
	GRAND TOTAL (A)+(B)+(C)	48721	60353445	60032596	100.00	100.00	0	0.00	

For NIIT Technologies Ltd.

 Company Secretary & Legal Head

Sr.No	Notes
1	
2	
3	
4	
5	
6	
7	
8	
9	

For NIIT Technologies Ltd.



Company Secretary & Legal Head

(D)(b) Statement showing holding of securities (including shares, warrants, convertible securities) of persons belonging to the category "Promoter and Promoter Group"

Sr.	Name of the shareholder	Details of Shares held		Encumbered shares (*)		Details of warrants		Details of convertible securities		Total shares (including underlying shares assuming full conversion of warrants and convertible securities) as a % of diluted share capital
		Number of shares held	As a % of grand total (A)+(B)+(C)	No.	As a percentage (V)=(VI)/(III)*100	As a % of grand total (A)+(B)+(C) of sub-clause (I)(a)	Number of warrants held	As a % of total number of warrants of the same class	Number of convertible securities held	
No.	(i)	(iii)	(iv)	(v)	(vi)	(vii)	(viii)	(ix)	(x)	(xi)
1	RAJENDRA SINGH PAWAR & NEETI PAWAR	100	0.00	0	0.00	0.00	0	0.00	0	0.00
2	NEETI PAWAR & RAJENDRA SINGH PAWAR	100	0.00	0	0.00	0.00	0	0.00	0	0.00
3	R.S PAWAR HUF	759	0.00	0	0.00	0.00	0	0.00	0	0.00
4	VIJAY KUMAR THADANI & RENUKA VIJAY THADANI	100	0.00	0	0.00	0.00	0	0.00	0	0.00
5	RENUKA VIJAY THADANI & VIJAY KUMAR THADANI	100	0.00	0	0.00	0.00	0	0.00	0	0.00
6	RENUKA VIJAY THADANI	393	0.00	0	0.00	0.00	0	0.00	0	0.00
7	RENUKA VIJAY THADANI & KIRAN VIJAY THADANI	505	0.00	0	0.00	0.00	0	0.00	0	0.00
8	V.K.THADANI HUF	759	0.00	0	0.00	0.00	0	0.00	0	0.00
9	PACE SERVICES LIMITED	2175911	3.61	0	0.00	0.00	0	0.00	0	3.61
10	GLOBAL SOLUTIONS PRIVATE LIMITED	2175911	3.61	0	0.00	0.00	0	0.00	0	3.61
11	SCANTECH EVALUATION SERVICES LIMITED	14493480	24.01	0	0.00	0.00	0	0.00	0	24.01
	TOTAL	18848118	31.23	0	0.00	0.00	0.00	0.00	0.00	31.23

(*) The term "encumbrance" has the same meaning as assigned to it in regulation 28(3) of the SAST Regulations, 2011



For NIIT Technologies Ltd.
Company Secretary & Legal Head

(D)(c)(i) Statement showing holding of securities (including shares, warrants, convertible securities) of persons belonging to the category "Public" and holding more than 1% of the total number of shares

Sr. No.	Name of the shareholder	Number of shares held	Shares as a percentage of total number of shares (i.e., Grand Total (A)+(B)+(C) indicated in Statement at para (I)(a) above}	Details of warrants		Details of convertible securities		Total shares (including underlying shares assuming full conversion of warrants and convertible securities) as a % of diluted share capital
				Number of warrants held	As a % total number of warrants of the same class	Number of convertible securities held	% w.r.t total number of convertible securities of the same class	
1	FIDELITY MANAGEMENT AND RESEARCH COMPANY A/C FIDELITY ADVISOR SERIES I FIDELITY ADVISOR SMALL CAP FUND	3,800,000	6.30	0	0	0	0	6.30
2	HDFC TRUSTEE COMPANY LTD - A/C HDFC MID - CAP OPPORTUNITIES FUND	2,417,697	4.01	0	0	0	0	4.01
3	BLACKROCK INDIA EQUITIES FUND (MAURITIUS) LIMITED	1,881,769	3.12	0	0	0	0	3.12
4	FIDELITY PURITAN TRUST-FIDELITY LOW-PRICED STOCK FUND	1,840,000	3.05	0	0	0	0	3.05
5	EDGBASTON ASIAN EQUITY TRUST	1,374,585	2.28	0	0	0	0	2.28
6	UTI-DIVIDEND YIELD FUND	1,108,824	1.84	0	0	0	0	1.84
7	AKM SYSTEMS PVT LTD	1,046,644	1.73	0	0	0	0	1.73
8	GOVERNMENT PENSION FUND GLOBAL	906,981	1.50	0	0	0	0	1.50
9	ASHISH DHAWAN	869,819	1.44	0	0	0	0	1.44
10	HDFC TRUSTEE COMPANY LIMITED A/C HDFC BALANCED FUND	750,000	1.24	0	0	0	0	1.24
11	LIFE INSURANCE CORPORATION OF INDIA	696,211	1.15	0	0	0	0	1.15
12	BIRLA SUN LIFE TRUSTEE COMPANY PRIVATE LIMITED A/C BIRLA SUN LIFE MIDCAP FUND	633,064	1.05	0	0	0	0	1.05
13	MORGAN STANLEY ASIA (SINGAPORE) PTE.	632,305	1.05	0	0	0	0	1.05
	TOTAL	17,957,899	29.75	0	0	0	0	29.75

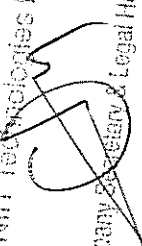


For NIIT Technologies Ltd.


Company Secretary & Legal Head


(D)(d) Statement showing details of locked-in shares

Sr. No.	Name of the shareholder	Number of locked-in shares	Locked-in shares as a percentage of total number of shares {i.e., Grand Total (A)+(B)+(C) indicated in Statement at para (D)(a) above}	Promoter/ Promoter Group/ Public
1	NA	0	0.00	Promoter/ Promoter Group
2	NA	0	0.00	Public
3	NA	0	0.00	Promoter/ Promoter Group
4	NA	0	0.00	Public
5	NA	0	0.00	Promoter/ Promoter Group
TOTAL		0	0.00	

For NIIT Technologies Ltd.

 Company Secretary & Legal Head

(II)(a) Statement showing details of Depository Receipts (DRs)

Sr. No.	Type of outstanding DR (ADRs, GDRs, SDRs, etc.)	Number of outstanding DRs	Number of shares underlying outstanding DRs	Shares underlying outstanding DRs as a percentage of total number of shares {i.e., Grand Total (A)+(B)+(C) indicated in Statement at para (D)(a) above}
1	NA	0	0	0.00
2				0.00
3				0.00
4				0.00
5				0.00
6				0.00
7				0.00
8				0.00
9				0.00
				0.00
				0.00
				0.00
TOTAL		0	0	0.00

For NIIT Technologies Ltd.

 Company Secretary & Legal Head



