



# GHOSH KHANNA & CO LLP

(LLP Identification No.: AAV-9018)

CHARTERED ACCOUNTANTS

L-2A Hauz Khas Enclave, New Delhi-110 016, India  
Phones: +91 (011) 2696 2981/82 Fax: +91 (011) 2696 2985  
E-mail: gkc@gkcindia.com Website: www.gkcindia.com

## Independent Auditor's Report

To the Members of Coforge Solutions Private Limited

### Report on the Standalone Financial Statements

We have audited the accompanying standalone Ind AS financial statements of Coforge Solutions Private Limited ('the Company'), which comprise the balance sheet as at 31 March 2025, the statement of profit and loss, (Including other comprehensive income) the statement of cash flow and the statement of changes in equity for the year ended on that date, and a summary of significant accounting policies and other explanatory information.

In our opinion and to the best of our information and according to the explanations given to us, the aforesaid standalone Ind AS financial statements give the information required by the Companies Act, 2013 (the "Act") in the manner so required and give a true and fair view in conformity with Indian Accounting Standards prescribed under section 133 of the Act read with the Companies (Indian Accounting Standards) Rules 2015, as amended ("Ind AS") and other accounting principles generally accepted in India, of the standalone state of affairs as at 31 March 2025, and its profit including other comprehensive income, its cash flows and the change in equity for the year ended on that date.

### Basis for Opinion

We conducted our audit in accordance with the Standards on Auditing (SAs) specified under Section 143(10) of the Act. Our responsibilities under those standards are further described in the *Auditor's Responsibility for the Standalone Financial Statements section of our report*. We are independent in accordance with the Code of Ethics issued by the Institute of Chartered Accountants of India (ICAI) together with the independence requirements that are relevant to our audit of the standalone financial statements under the provisions of the Act and the Rules made there under, and we have fulfilled our other ethical responsibilities in accordance with these requirements and the ICAI's Code of Ethics. We believe that the audit evidence we have obtained is sufficient and appropriate to provide a basis for our audit opinion on the standalone financial statements.

### Information Other than Financial Statements and Auditor's Report Thereon

The Company's Board of Directors are responsible for the preparation of the other information. The other information comprises the information included in the Board's Report including Annexure to Board's Report, Corporate governance and shareholder's information but does not include the standalone financial statements and our auditor's report thereon.

Our opinion on the standalone financial statements does not cover the other information and we do not express any form of assurance conclusion thereon.

In connection with our audit of the standalone financial statements, our responsibility is to read the other information and, in doing so, consider whether the other information is materially inconsistent with the standalone financial statements or our knowledge obtained during the course of our audit or otherwise appears to be materially misstated.



Based on the work we have performed; we conclude that there is nothing to report in this regard.

### **Management's Responsibility for the Standalone Financial Statements**

The Company's Board of Directors is responsible for the matters stated in Section 134(5) of the Act with respect to the preparation of these standalone Ind AS financial statements that give a true and fair view of the financial position, financial performance including other comprehensive income, cash flows and change in equity of the Company in accordance with the accounting principles generally accepted in India, including the Indian Accounting Standards (AS). The responsibility also includes maintenance of adequate accounting records in accordance with the provisions of the Act for safeguarding the assets of the Company and for preventing and detecting frauds and other irregularities; selection and application of appropriate accounting policies; making judgments and estimates that are reasonable and prudent; and design, implementation and maintenance of adequate internal financial controls, that were operating effectively for ensuring the accuracy and completeness of the accounting records, relevant to the preparation and presentation of the standalone Ind AS financial statements that give a true and fair view and are free from material misstatement, whether due to fraud or error.

In preparing the standalone financial statements, management is responsible for assessing the Company's ability to continue as a going concern, disclosing, as applicable, matters related to going concern and using the going concern basis of accounting unless management either intends to liquidate the Company or to cease operations, or has no realistic alternative but to do so.

The Board of Directors are responsible for overseeing the Company's financial reporting process.

### **Auditor's Responsibility for the Standalone Financial Statements**

Our objectives are to obtain reasonable assurance about whether the standalone financial statements as a whole are free from material misstatement, whether due to fraud or error, and to issue an auditor's report that includes our opinion. Reasonable assurance is a high level of assurance, but is not a guarantee that an audit conducted in accordance with SAs will always detect a material misstatement when it exists. Misstatements can arise from fraud or error and are considered material if, individually or in the aggregate, they could reasonably be expected to influence the economic decisions of users taken on the basis of these standalone financial statements.

As part of an audit in accordance with SAs, we exercise professional judgment and maintain professional skepticism throughout the audit. We also:

- ▮ Identify and assess the risks of material misstatement of the standalone financial statements, whether due to fraud or error, design and perform audit procedures responsive to those risks, and obtain audit evidence that is sufficient and appropriate to provide a basis for our opinion. The risk of not detecting a material misstatement resulting from fraud is higher than for one resulting from error, as fraud may involve collusion, forgery, intentional omissions, misrepresentations, or the override of internal control.
- ▮ Obtain an understanding of internal financial controls relevant to the audit in order to design audit procedures that are appropriate in the circumstances. Under section 143(3)(i) of the Act, we are also responsible for expressing our opinion on whether the Company has adequate internal financial controls system in place and the operating effectiveness of such controls.



▮ Evaluate the appropriateness of accounting policies used and the reasonableness of accounting estimates and related disclosures made by management.

▮ Conclude on the appropriateness of management's use of the going concern basis of accounting and, based on the audit evidence obtained, whether a material uncertainty exists related to events or conditions that may cast significant doubt on the Company's ability to continue as a going concern. If we conclude that a material uncertainty exists, we are required to draw attention in our auditor's report to the related disclosures in the standalone financial statements or, if such disclosures are inadequate, to modify our opinion. Our conclusions are based on the audit evidence obtained up to the date of our auditor's report.

▮ Evaluate the overall presentation, structure and content of the standalone financial statements, including the disclosures, and whether the standalone financial statements represent the underlying transactions and events in a manner that achieves fair presentation.

Materiality is the magnitude of misstatements in the standalone financial statements that, individually or in aggregate, makes it probable that the economic decisions of a reasonably knowledgeable user of the financial statements may be influenced. We consider quantitative materiality and qualitative factors in (i) planning the scope of our audit work and in evaluating the results of our work; and (ii) to evaluate the effect of any identified misstatements in the financial statements.

We communicate with those charged with governance regarding, among other matters, the planned scope and timing of the audit and significant audit findings, including any significant deficiencies in internal control that we identify during our audit.

We also provide those charged with governance with a statement that we have complied with relevant ethical requirements regarding independence, and to communicate with them all relationships and other matters that may reasonably be thought to bear on our independence, and where applicable, related safeguards.

From the matters communicated with those charged with governance, we determine those matters that were of most significance in the audit of the standalone financial statements of the current period and are therefore the key audit matters. We describe these matters in our auditor's report unless law or regulation precludes public disclosure about the matter or when, in extremely rare circumstances, we determine that a matter should not be communicated in our report because the adverse consequences of doing so would reasonably be expected to outweigh the public interest benefits of such communication.

### **Report on Other Legal and Regulatory Requirements**

1. As required by Section 143 (3) of the Act, we report that:

- (a) We have sought and obtained all the information and explanations which to the best of our knowledge and belief were necessary for the purposes of our audit.
- (b) In our opinion proper books of account as required by law have been kept by the Company so far as it appears from our examination of those books.
- (c) The balance sheet, the statement of profit and loss including other comprehensive income, the statement of cash flow and the statement of changes in equity dealt with by this Report are in agreement with the books of account.
- (d) In our opinion, the aforesaid standalone Ind AS financial statements comply with the Accounting Standards specified under Section 133 of the Act.



- (e) Based on the written representations received from the directors as on 31 March 2025 taken on record by the Board of Directors, none of the directors is disqualified as on 31 March 2025 from being appointed as a director in terms of Section 164 (2) of the Act.
- (f) With respect to the adequacy of the internal financial controls over financial reporting of the Company and the operating effectiveness of such controls, refer to our separate report in "Annexure A"; and
- (g) With respect to the other matters to be included in the Auditor's Report in accordance with the requirement of section 197 (16) of the act as amended:

In our opinion and to the best of our information and according to the explanations given to us, the remuneration paid by the Company to its directors during the year is in accordance with the provisions of section 197 of the Act.

- (h) With respect to the other matters to be included in the Auditor's Report in accordance with Rule 11 of the Companies (Audit and Auditors) Rules, 2014, as amended in our opinion and to the best of our information and according to the explanations given to us:
  - i. The Company does not have any pending litigations which would impact its financial position.
  - ii. The Company did not have any long-term contracts including derivatives contracts for which there were any material foreseeable losses.
  - iii. There are no amounts required to be transferred by the Company to the Investor Education and Protection Fund
- iv (a) The Management has represented that, to the best of its knowledge and belief, no funds have been advanced or loaned or invested (either from borrowed funds or share premium or any other sources or kind of funds) by the Company to or in any other person(s) or entity(ies), including foreign entities ("Intermediaries"), with the understanding, whether recorded in writing or otherwise, that the Intermediary shall, directly or indirectly lend or invest in other person(s) or entity(ies) identified in any manner whatsoever by or on behalf of the Company ("Ultimate Beneficiaries") or provide any guarantee, security or the like on behalf of the Ultimate Beneficiaries;
- (b) The Management has represented that, to the best of its knowledge and belief, no funds have been received by the Company from any person(s) or entity(ies), including foreign entities ("Funding Parties"), with the understanding, whether recorded in writing or otherwise, that the Company shall, directly or indirectly, lend or invest in other person(s) or entity(ies) identified in any manner whatsoever by or on behalf of the Funding Party ("Ultimate Beneficiaries") or provide any guarantee, security or the like on behalf of the Ultimate Beneficiaries; and
- (c) Based on the audit procedures performed that have been considered reasonable and appropriate in the circumstances, nothing has come to our notice that has caused us to believe that the representations under sub-clause (a) and (b) above, contain any material misstatement.



- v There is no dividend declared or paid during the year by the Company.
  - vi Based on our examination which included test checks, the Company has used accounting software for maintaining its books of account which has a feature of recording audit trail (edit log) facility and the same has operated throughout the year for all relevant transactions recorded in the software
2. As required by the Companies (Auditor's Report) Order, 2020 ("the Order") issued by the Central Government in terms of Section 143(11) of the Act, we give in "Annexure B" a statement on the matters specified in paragraphs 3 and 4 of the Order.

For **GHOSH KHANNA & CO LLP**

Firm's registration number: 003366N/N500362

Chartered Accountants

Place: New Delhi

Date: 5<sup>th</sup> May 2025

**Amit Kumar Gupta**

Partner

Membership No.508656



## **Annexure - A to the Auditors' Report**

### **Report on the Internal Financial Controls under Clause (i) of Sub-section 3 of Section 143 of the Companies Act, 2013 ("the Act")**

We have audited the internal financial controls over financial reporting of Coforge Solutions Private Limited ("the Company") as of 31 March 2025 in conjunction with our audit of the standalone Ind AS financial statements of the Company for the year ended on that date.

#### **Management's Responsibility for Internal Financial Controls**

The Board of Directors of the Company is responsible for establishing and maintaining internal financial controls based on the internal control over financial reporting criteria established by the Company considering the essential components of internal control stated in the Guidance Note on Audit of Internal Financial Controls over Financial Reporting issued by the Institute of Chartered Accountants of India ('ICAI'). These responsibilities include the design, implementation and maintenance of adequate internal financial controls that were operating effectively for ensuring the orderly and efficient conduct of its business, including adherence to company's policies, the safeguarding of its assets, the prevention and detection of frauds and errors, the accuracy and completeness of the accounting records, and the timely preparation of reliable financial information, as required under the Companies Act, 2013.

#### **Auditors' Responsibility**

Our responsibility is to express an opinion on the Company's internal financial controls over financial reporting based on our audit. We conducted our audit in accordance with the Guidance Note on Audit of Internal Financial Controls over Financial Reporting (the "Guidance Note") and the Standards on Auditing, issued by ICAI and deemed to be prescribed under section 143(10) of the Companies Act, 2013, to the extent applicable to an audit of internal financial controls, both applicable to an audit of Internal Financial Controls and, both issued by the Institute of Chartered Accountants of India. Those Standards and the Guidance Note require that we comply with ethical requirements and plan and perform the audit to obtain reasonable assurance about whether adequate internal financial controls over financial reporting was established and maintained and if such controls operated effectively in all material respects.

Our audit involves performing procedures to obtain audit evidence about the adequacy of the internal financial controls system over financial reporting and their operating effectiveness. Our audit of internal financial controls over financial reporting included obtaining an understanding of internal financial controls over financial reporting, assessing the risk that a material weakness exists, and testing and evaluating the design and operating effectiveness of internal control based on the assessed risk. The procedures selected depend on the auditor's judgment, including the assessment of the risks of material misstatement of the financial statements, whether due to fraud or error.

We believe that the audit evidence we have obtained is sufficient and appropriate to provide a basis for our audit opinion on the Company's internal financial controls system over financial reporting.



### **Meaning of Internal Financial Controls over Financial Reporting**

A company's internal financial control over financial reporting is a process designed to provide reasonable assurance regarding the reliability of financial reporting and the preparation of financial statements for external purposes in accordance with generally accepted accounting principles. A company's internal financial control over financial reporting includes those policies and procedures that (1) pertain to the maintenance of records that, in reasonable detail, accurately and fairly reflect the transactions and disposal of the assets of the company; (2) provide reasonable assurance that transactions are recorded as necessary to permit preparation of financial statements in accordance with generally accepted accounting principles, and that receipts and expenditures of the company are being made only in accordance with authorizations of management of the company; and (3) provide reasonable assurance regarding prevention or timely detection of unauthorized acquisition, use, or disposition of the company's assets that could have a material effect on the financial statements.

### **Inherent Limitations of Internal Financial Controls Over Financial Reporting**

Because of the inherent limitations of internal financial controls over financial reporting, including the possibility of collusion or improper management override of controls, material misstatements due to error or fraud may occur and not be detected. Also, projections of any evaluation of the internal financial controls over financial reporting to future periods are subject to the risk that the internal financial control over financial reporting may become inadequate because of changes in conditions, or that the degree of compliance with the policies or procedures may deteriorate.

### **Opinion**

In our opinion, the Company has, in all material respects, an adequate internal financial controls system over financial reporting and such internal financial controls over financial reporting were operating effectively as at 31 March 2025, based on the internal control over financial reporting criteria established by the Company considering the essential components of internal control stated in the Guidance Note on Audit of Internal Financial Controls Over Financial Reporting issued by the Institute of Chartered Accountants of India.

For **GHOSH KHANNA & CO. LLP**

Firm's registration number: 003366N/N500362

Chartered Accountants

Place: New Delhi  
Date: 5<sup>th</sup> May 2025

**Amit Kumar Gupta**  
Partner  
Membership No.508656



## Annexure - B to the Auditors' Report

The Annexure referred to in Independent Auditors' Report to the members of the Company on the standalone Ind AS financial statements for the year ended 31 March 2025, we report that:

- (i) (a) The Company has maintained proper records showing full particulars, including quantitative details and situation of Property, Plant and Equipment and relevant details of right-of-use assets.

The Company has maintained proper records showing full particulars of intangible assets.

- (b) The Company has a regular programme of physical verification of its Property, Plant and Equipment by which Property, Plant and Equipment are verified in a phased manner over a period of three years. In accordance with this programme, certain fixed assets were verified during the year and no material discrepancies were noticed on such verification. In our opinion, this periodicity of physical verification is reasonable having regard to the size of the Company and the nature of its assets.
- (c) Point (i)c of paragraph of the order, relates to the title deeds of immovable properties are held in the name of the Company is not applicable.
- (d) The Company has not revalued any of its Property, Plant and Equipment (including right of-use assets) and intangible assets during the year.
- (e) No proceedings have been initiated during the year or are pending against the Company as at March 31, 2025 for holding any benami property under the Benami Transactions (Prohibition) Act, 1988 (as amended in 2016) and rules made thereunder.
- (ii) (a) The Company has no inventory hence reporting under clause 3(ii)(b) of the Order is not applicable.
- (b) The Company has not been sanctioned working capital limits in excess of ₹ 5 crore, in aggregate, at any points of time during the year, from banks or financial institutions on the basis of security of current assets and hence reporting under clause 3(ii)(b) of the Order is not applicable.
- (iii) The Company has not made investments in, provided any guarantee or security or granted any loans or advances in the nature of loans, secured or unsecured to companies, firms, Limited Liability Partnerships or any other parties.
- a. Point (iii)(a) of paragraph 3 of the Order, related to terms and conditions of loans provided, advances in the nature of loans, secured or unsecured to companies, firms, Limited Liability partnerships or any other parties is not applicable.
- b. Point (iii) (b) of paragraph 3 of the Order, related to terms and conditions of the grant of loans and advances, is not applicable as no loans and advances were granted during the financial year.
- c. Point (iii)(c) of paragraph 3 of the Order, related to schedule of repayment of principal and payment of interest, is not applicable as no loans were granted during the financial year.
- d. Point (iii)(d) of paragraph 3 of the Order, related to overdue amount outstanding, is not applicable as no loans were granted during the financial year.
- e. Point (iii)(e) of paragraph 3 of the Order, related to renewal or extended or fresh loans, is not applicable
- f. Point (iii)(f) of paragraph 3 of the Order, related to loans or advances repayable on demand, is not applicable





- (iv) In our opinion and according to the information and explanations given to us, the Company has complied with the provisions of section 185 and 186 of the Act, with respect to the loans granted, investments made and guarantee and security provided as applicable.
- (v) The Company has not accepted any deposits from the public.
- (vi) The Central Government has not prescribed the maintenance of cost records under section 148(1) of the Act, for any of the services rendered/ goods traded by the Company.
- (vii) (a) According to the information and explanations given to us and on the basis of our examination of the records of the Company, amounts deducted/ accrued in the books of account in respect of undisputed statutory dues including Goods and Service tax, provident fund, ESI income-tax, Sales tax, duty of customs, Service tax, duty of excise, value added tax, cess and any other statutory dues have been regularly deposited during the year by the Company with the appropriate authorities.

According to the information and explanations given to us, no undisputed amounts payable in respect of provident fund, ESI, income tax, Sales Tax, duty of customs, Service tax, duty of excise, value added tax, cess and other statutory dues were in arrears as at 31 March 2025 for a period of more than six months from the date they became payable.

(b) According to the information and explanations given to us, there are no material dues of duty of customs which have not been deposited with the appropriate authorities on account of any dispute.

- (viii) There were no transactions relating to previously unrecorded income that have been surrendered or disclosed as income during the year in the tax assessments under the Income Tax Act, 1961.

- (ix) (a) The Company has not defaulted in repayment of any loans or other borrowings from any lender. Hence reporting under clause 3(ix)(a) of the Order is not applicable.

(b) The Company has not been declared willful defaulter by any bank or financial institution or government or any government authority

(c) The Company has not taken any term loan during the year and there are no outstanding term loans at the beginning of the year and hence, reporting under clause 3(ix)(c) of the Order is not applicable.

(d) Point (ix)(d) of paragraph 3 of the Order, related to utilization of loans or borrowing is not applicable

(e) Point (ix)(e) of paragraph 3 of the Order, related to funds taken to meet the obligation of subsidiaries is not applicable

(f) The Company has not raised any loans during the year and hence reporting on point (ix)(f) of paragraph of the Order is not applicable



- (x) (a) The Company did not raise any money by way of initial public offer or further public offer (including debt instruments) and term loans during the year. Accordingly, paragraph 3 (x)(a) of the Order is not applicable.
- (b) During the year, the Company has not made any private placement of shares. Accordingly, Paragraph 3 (x) (b) of the order is not applicable.
- (xi) (a) According to the information and explanations given to us, no material fraud by the Company or on the Company has been noticed or reported during the course of our audit.
- (b) No report under sub-section (12) of section 143 of the Companies Act has been filed in Form ADT-4 as prescribed under rule 13 of Companies (Audit and Auditors) Rules, 2014 with the Central Government, during the year and upto the date of this report.
- (c) According to the information and explanations given to us no whistle-blower Complaints received during the year by the Company.
- (xii) In our opinion and according to the information and explanations given to us, the Company is not a nidhi company. Accordingly, paragraph 3(xii) of the Order is not applicable.
- (xiii) According to the information and explanations given to us and based on our examination of the records of the Company, transactions with the related parties are in compliance with sections 177 and 188 of the Act where applicable and details of such transactions have been disclosed in the standalone Ind AS financial statements as required by the applicable accounting standards.
- (xiv) According to the information and explanations give to us paragraph 3(xiv) of the Order is not applicable.
- (xv) According to the information and explanations given to us and based on our examination of the records of the Company, the Company has not entered into non-cash transactions with directors or persons connected with him. Accordingly, paragraph 3(xv) of the Order is not applicable.
- (xvi) The Company is not required to be registered under section 45-IA of the Reserve Bank of India Act 1934.
- (xvii) The Company has not incurred cash losses during the financial year covered by our audit and the immediately preceding financial year.
- (xviii) There has been no resignation of the statutory auditors of the Company during the year.
- (xix) On the basis of the financial ratios, ageing and expected dates of realisation of financial assets and payment of financial liabilities, other information accompanying the financial statements and our knowledge of the Board of Directors and Management plans and based on our examination of the evidence supporting the assumptions, nothing has come to our attention, which causes us to believe that any material uncertainty exists as on the date of the audit report indicating that Company is not capable of meeting its liabilities existing at the date of balance sheet as and when they fall due within a period of one year from the balance sheet date.



- (xx) There are no unspent amounts towards Corporate Social Responsibility (CSR) requiring a transfer to a Fund specified in Schedule VII to the Companies Act in compliance with second proviso to sub-section (5) of Section 135 of the said Act. Accordingly, reporting under clause 3(xx)(a) of the Order is not applicable for the year.

For **GHOSH KHANNA & CO. LLP**

Firm's registration number: 003366N/N500362

Chartered Accountants

Place: New Delhi

Date: 5<sup>th</sup> May 2025

**Amit Kumar Gupta**

Partner

Membership No.508656



## Coforge Solutions Private Limited

CIN: U72900HR2022PTC104785

## Balance Sheet as at 31 Mar 2025

(All amounts in Rs Mn, except for share data or as otherwise stated)

Particulars	Notes	As at 31 March 2025	As at 31 March 2024
<b>ASSETS</b>			
<b>Non-current assets</b>			
Property, plant and equipment	3	9	3
Goodwill	4	526	526
Other intangible assets	4	135	200
Financial assets			
Trade receivables	5(i)	1,755	-
Other financial assets	5 (iv)	50	-
Deferred tax asset (net)	11	6	-
Non-Current tax assets (net of provisions)	7	-	60
<b>Total non-current assets</b>		<b>2,481</b>	<b>789</b>
<b>Current assets</b>			
Financial assets			
Trade receivables	5(i)	447	247
Cash and cash equivalents	5(ii)	10	7
Other bank balances	5(iii)	3	3
Other current assets	6	7	24
<b>Total current assets</b>		<b>467</b>	<b>281</b>
<b>TOTAL ASSETS</b>		<b>2,948</b>	<b>1,070</b>
<b>EQUITY AND LIABILITIES</b>			
<b>Equity</b>			
Equity share capital	8	980	850
Other equity	9	277	(74)
<b>Total equity</b>		<b>1,257</b>	<b>776</b>
<b>Liabilities</b>			
<b>Non-current liabilities</b>			
Financial liabilities			
Borrowings	10(i)	100	100
Trade payables	10(ii)	-	-
Total outstanding dues of creditors other than micro enterprises and small enterprises		274	-
Employee benefit obligations	12	72	31
Non Current Tax Liabilities (Net of Advance Taxes)	7	49	-
Other non-current liabilities	13	-	-
<b>Total non-current liabilities</b>		<b>495</b>	<b>131</b>
<b>Current liabilities</b>			
Financial liabilities			
Trade payables	10(ii)	-	-
Total outstanding dues of micro enterprises and small enterprises*		6	0
Total outstanding dues of creditors other than micro enterprises and small enterprises		1,154	17
Other financial liabilities	10(iii)	5	118
Employee benefit obligations	12	1	2
Other current liabilities	13	30	26
<b>Total current liabilities</b>		<b>1,196</b>	<b>163</b>
<b>Total Liabilities</b>		<b>1,691</b>	<b>294</b>
<b>TOTAL EQUITY AND LIABILITIES</b>		<b>2,948</b>	<b>1,070</b>

\* Nil due to rounding off to nearest Rs Million.

Summary of significant accounting policies

The accompanying notes are an integral part of the financial statements

As per our report of even date

For Ghosh Khanna &amp; Co LLP

Chartered Accountants

Firm Registration No. 003366N/N500362

For and behalf of Board of Directors of Coforge Solutions Private Limited

Amit Kumar Gupta

Partner

Membership No. 508656

Place : New Delhi

Date : 05 May 2025



*Ashudeep*

Ashudeep Kaur Chadha

Managing Director

DIN: 01542865

Place : Gurugram

Date : 05 May 2025

*Saurabh*

Saurabh Goel

Director

DIN: 08589223

Place : Gurugram

Date : 05 May 2025

**Yogeshwar Mathur**  
Chief Financial Officer  
Place : Gurugram  
Date : 05 May 2025

*fr*

**Coforge Solutions Private Limited**

CIN: U72900HR2022PTC104785

**Statement of Profit and Loss for the year ended 31 Mar 2025**

(All amounts in Rs Mn, except for share data or as otherwise stated)

(All amounts in Rs Mn unless otherwise stated)

Particulars	Note	For the Year ended 31 March 2025	For the Year ended 31 March 2024
Revenue from operations	14	3,191	1,075
Other income	15	3	14
<b>Total income</b>		<b>3,194</b>	<b>1,089</b>
<b>Expenditure</b>			
Employee benefits expense	16	1,100	927
Depreciation and amortisation expense	17	69	67
Other expenses	18	1,587	142
Finance costs	19	9	11
<b>Total expenses</b>		<b>2,765</b>	<b>1,147</b>
<b>Profit/(Loss) before tax</b>		<b>429</b>	<b>(58)</b>
Income tax expense:	20		
Current tax		121	-
Deferred tax		(15)	3
<b>Total tax expense</b>		<b>106</b>	<b>3</b>
<b>Profit/(Loss) for the year</b>		<b>323</b>	<b>(61)</b>
<b>Other comprehensive income/(loss)</b>			
Items that will not be reclassified to profit or loss			
Remeasurement of post - employment benefit obligations (expenses) / income		38	(14)
Income tax relating to items that will not be reclassified to profit or loss*		(10)	(1)
		<b>28</b>	<b>(15)</b>
<b>Other comprehensive income for the year, net of tax</b>		<b>28</b>	<b>(15)</b>
<b>Total comprehensive income for the year</b>		<b>351</b>	<b>(76)</b>

Earnings per equity share (of Rs 10 each) for profit from operations attributable to owners of Coforge Solutions Private Limited :

Basic earnings per share	28	3.46	(0.76)
Diluted earnings per share	28	3.46	(0.76)

The accompanying notes are an integral part of the financial statements


As per our report of even date

For and behalf of Board of Directors of Coforge Solutions Private Limited

For Ghosh Khanna & Co LLP  
Chartered Accountants  
Firm Registration No. 003366N/N500362

**Amit Kumar Gupta**  
Partner  
Membership No. 508656  
Place : New Delhi  
Date : 05 May 2025

  
**Ashudeep Kaur Chadha**  
Managing Director  
DIN: 01542865  
Place : Gurugram  
Date : 05 May 2025

  
**Saurabh Goel**  
Director  
DIN: 08589223  
Place : Gurugram  
Date : 05 May 2025



**Yogeshwar Mathur**  
Chief Financial Officer

Place : Gurugram  
Date : 05 May 2025

Coforge Solutions Private Limited  
CIN: U72900HR2022PTC104785  
Statement of Cash Flows  
(All amounts in Rs Mn, except for share data or as otherwise stated)

Particulars	For the Year ended 31 March 2025	For the Year ended 31 March 2024
<b>Cash flow from operating activities</b>		
Profit/(Loss) before tax	429	(58)
<b>Adjustments for</b>		
Depreciation and amortisation expense	69	67
Interest and finance charges	9	10
	<u>78</u>	<u>77</u>
<b>Changes in operating assets and liabilities</b>		
(Increase)/decrease in trade receivables	(1,955)	(70)
(Increase)/decrease in other assets	17	51
(Increase) / Decrease in other financial assets	(50)	-
Increase/(Decrease) in trade payables	1,416	(25)
Increase/(Decrease) in other financial liabilities	(113)	(136)
Increase/(Decrease) in Employment benefit obligations	77	9
Increase/(Decrease) in other liabilities	5	1
<b>Cash generated/ (used) from operations</b>	<u>(603)</u>	<u>(171)</u>
Income taxes paid	<u>(13)</u>	<u>(12)</u>
<b>Net cash inflow from operating activities</b>	<u>(109)</u>	<u>(164)</u>
<b>Cash flow from investing activities</b>		
Purchase consideration paid for acquisitions made (refer note 32)	-	-
Purchase of Property, plant and equipment	(9)	(2)
<b>Net cash inflow/(outflow) from investing activities</b>	<u>(9)</u>	<u>(2)</u>
<b>Cash flow from financing activities</b>		
Payment for buy back of own equity shares (including taxes)*	-	-
Proceeds from issue of shares	130	150
Proceeds from borrowings	-	-
Repayment of borrowings	-	-
Repayment of lease liabilities	-	-
Interest paid	(9)	(10)
<b>Net cash inflow/ (outflow) from financing activities</b>	<u>121</u>	<u>140</u>
<b>Net decrease in cash and cash equivalents</b>	3	(26)
Cash and cash equivalents at the beginning of the financial year	7	33
<b>Cash and cash equivalents at the end of the financial year</b>	<u>10</u>	<u>7</u>

\*Nil due to rounding off to nearest Rs. Millions.

Particulars	For the Year ended 31 March 2025	For the Year ended 31 March 2024
Reconciliation of cash and cash equivalents as per the cash flow statement		
Cash and cash equivalents as per above comprise of the following:		
Balances with banks	10	7
<b>Total [Refer note no. 5(ii)]</b>	<u>10</u>	<u>7</u>

The accompanying notes are an integral part of the financial statements

For Ghosh Khanna & Co LLP  
Chartered Accountants  
Firm Registration No. 003366N/N500362

For and behalf of Board of Directors of Coforge Solutions Private Limited

Amit Kumar Gupta  
Partner  
Membership No. 508656  
Place : New Delhi  
Date : 05 May 2025

Ashudeep Kaur Chadha  
Managing Director  
DIN: 01542865  
Place : Gurugram  
Date : 05 May 2025

Saurabh Goel  
Director  
DIN: 08589223  
Place : Gurugram  
Date : 05 May 2025



Yogeshwar Mathur  
Chief Financial Officer

Place : Gurugram  
Date : 05 May 2025

Coforge Solutions Private Limited

CIN: U72900HR2022PTC104785

Statement of Changes in Equity

(All amounts in Rs Mn, except for share data or as otherwise stated)

a. Equity Share Capital

Particulars	Number	Amount
As at 1 April 2024	8,50,00,000	850
Issue of Shares	1,30,00,000	130
As at 31 March 2025	9,80,00,000	980

b. Other Equity

Description	Reserves and surplus
	Retained earnings
Balance at 1 April 2023	2
Profit for the period	(61)
Other comprehensive income	(15)
Total Comprehensive Income for the year	(74)
Balance at 31 March 2024	(74)
Profit for the year	323
Other comprehensive income	28
Balance at 31 March 2025	277


The accompanying notes are an integral part of the standalone financial statements


As per our report of even date

For Ghosh Khanna & Co LLP  
Chartered Accountants  
Firm Registration No. 003366N/N500362

Amit Kumar Gupta  
Partner  
Membership No. 508656  
Place : New Delhi  
Date : 05 May 2025

For and behalf of Board of Directors of Coforge Solutions Private Limited

  
Ashudeep Kaur Chadha  
Managing Director  
DIN: 01542865  
Place : Gurugram  
Date : 05 May 2025

  
Saurabh Goel  
Director  
DIN: 08589223  
Place : Gurugram  
Date : 05 May 2025

Yogeshwar Mathur  
Chief Financial Officer

Place : Gurugram  
Date : 05 May 2025





**Coforge Solutions Private Limited**

**CIN: U72900HR2022PTC104785**

**Notes to financial statements for the year ended 31 Mar 2025**

*(All amounts in Rs Mn, except for share data or as otherwise stated)*

### 3. Property, plant and equipment

#### Cost

As at 01 April 2023

Additions

Disposals

**As at 31 March 2024**

Additions

Disposals

**As at 31 March 2025**

#### Accumulated depreciation

As at 01 April 2023

Depreciation charge during the period\*

Disposals

**As at 31 March 2024**

Depreciation charge during the year

Disposals

**As at 31 March 2025**

#### Net book value

**As at 31 March 2024**

**As at 31 March 2025**

	Plant and Machinery -Computers and Peripherals	Vehicles	Total
As at 01 April 2023	1	-	1
Additions	3	-	3
Disposals	-	-	-
<b>As at 31 March 2024</b>	<b>4</b>	<b>-</b>	<b>4</b>
Additions	7	2	9
Disposals	-	-	-
<b>As at 31 March 2025</b>	<b>11</b>	<b>2</b>	<b>13</b>
As at 01 April 2023	1	-	1
Depreciation charge during the period*	-	-	-
Disposals	-	-	-
<b>As at 31 March 2024</b>	<b>1</b>	<b>-</b>	<b>1</b>
Depreciation charge during the year	3	0	3
Disposals	-	-	-
<b>As at 31 March 2025</b>	<b>4</b>	<b>0</b>	<b>4</b>
As at 31 March 2024	3	-	3
As at 31 March 2025	7	2	9

\*Nil due to rounding off to nearest Rs. Millions.

### 4. Intangible assets

#### Cost

As at 01 April 2023

Additions

Disposals

**As at 31 March 2024**

Additions

Disposals

**As at 31 March 2025**

#### Accumulated amortization and impairment

As at 01 April 2023

Amortization charge for the period

Disposals

**As at 31 March 2024**

Amortization charge for the year

Disposals

**As at 31 March 2025**

#### Net book value

**As at 31 March 2025**

**As at 31 March 2024**

	Customer Relationships	Non Compete Fees	Goodwill
As at 01 April 2023	239	55	526
Additions	-	-	-
Disposals	-	-	-
<b>As at 31 March 2024</b>	<b>239</b>	<b>55</b>	<b>526</b>
Additions	-	-	-
Disposals	-	-	-
<b>As at 31 March 2025</b>	<b>239</b>	<b>55</b>	<b>526</b>
As at 01 April 2023	19	8	-
Amortization charge for the period	49	18	-
Disposals	-	-	-
<b>As at 31 March 2024</b>	<b>68</b>	<b>26</b>	<b>-</b>
Amortization charge for the year	57	9	-
Disposals	-	-	-
<b>As at 31 March 2025</b>	<b>124</b>	<b>35</b>	<b>-</b>
As at 31 March 2025	115	20	526
As at 31 March 2024	171	29	526





**1 Corporate Information**

Coforge Solution Private Limited ("the Company") is a private Company limited by shares, incorporated and domiciled in India. The Company was incorporated on 29 June 2022 and has its principal place of business located at Gujgaon, Haryana. The Company is a subsidiary of Coforge DPA Private Limited and the ultimate parent company is Coforge Limited (formerly known as 'NIIT Technologies Limited') which is a public listed Company in India. The Company is mainly engaged in the business of providing software development/IT enabled services, technical consultancy and manpower services. These financial statements were authorised for issue in accordance with a resolution of the directors on 29 April 2024.

**2 Significant accounting policies**

**2.1 Basis of preparation of financial statements**

*(i) Compliance with Ind AS*

The standalone financial statements of the Company have been prepared in accordance with Indian Accounting Standards (Ind AS) notified under the Companies (Indian Accounting Standards) Rules, 2015 (as amended from time to time) and presentation requirements of Division II of Schedule III to the Companies Act, 2013, (Ind AS compliant Schedule III), as applicable to the standalone financial statements.

*(ii) Historical cost convention*

The financial statements have been prepared on a historical cost basis, except for the following:

- certain financial assets and liabilities that are measured at fair value;

**2.2 Use of Estimates and judgements**

The preparation of financial statements in conformity with Ind AS requires the management to make estimates, assumptions and judgements that affect the reported amounts of assets, liabilities, revenue, costs, expenses and other comprehensive income that are reported and disclosed in the financial statements. These estimates are based on the management's best knowledge of current events, historical experience, actions that the Company may undertake in the future and on various other assumptions that are believed to be reasonable under the circumstances. Significant estimates and assumptions are used, but not limited to allowance for uncollectible trade and contract assets, impairment of goodwill and business combination. Actual results could differ from those estimates. Changes in estimates are reflected in the financial statements in the period in which the changes are made and represent management's best estimate.

*Other areas involving critical estimates and judgements are:*

The preparation of financial statements requires the use of accounting estimates which, by definition, may not equal the actual results. Management also needs to exercise judgment in applying the Company's accounting policies.

This note provides an overview of the areas that involved a higher degree of judgment or complexity, and of items which are more likely to be materially adjusted due to estimates and assumptions turning out to be different than those originally assessed. Detailed information about each of these estimates and judgments is included in relevant notes together with information about the basis of calculation for each affected line item in the financial statements.

Areas involving critical estimates and judgments are:

• **Estimated goodwill impairment**

Goodwill is tested for impairment on an annual basis and whenever there is an indication that the recoverable amount of a cash generating unit (CGU) is less than its carrying amount. For the impairment testing, goodwill is allocated to the CGU or Company's of CGUs which benefit from the synergies of the acquisition and which represent the lowest level at which goodwill is monitored for internal management purposes. However, such cannot be larger than an operating segment as defined in Ind AS 108 Operating Segments before aggregation.

The recoverable amount of CGUs is determined based on higher of value-in use and fair value less cost to sell. Key assumptions in the cash flow projections are prepared based on current economic conditions and comprises estimated long term revenue growth rates, weighted average cost of capital and estimated operating margins.

• **Impairment of trade receivables**

The impairment provisions of financial assets are based on assumptions about risk of default and expected timing of collection. The Company uses judgment in making these assumptions and selecting the inputs to the expected credit loss calculation based on the Company's history of collections, customer's creditworthiness, existing market conditions as well as forward looking estimates at the end of each reporting period.

The Company uses a provision matrix to calculate ECLs for trade receivables and contract assets. The provision rates are based on days past due for groupings of various customer segments that have similar loss patterns (i.e., by geography, product type, customer type and rating, and coverage by letters of credit and other forms of credit insurance).

• **Business combination:**

In accounting for business combinations, judgment is required in identifying whether an identifiable intangible asset is to be recorded separately from goodwill. Additionally, estimating the acquisition date fair value of the identifiable assets acquired (including useful life estimates), liabilities assumed, and contingent consideration assumed involves management judgment. These measurements are based on information available at the acquisition date and are based on expectations and assumptions that have been deemed reasonable by management. Changes in these judgments, estimates, and assumptions can materially affect the results of operations.

Estimates and judgments are continually evaluated. They are based on historical experience and other factors, including expectations of future events that may have a financial impact on the Company and that are believed to be reasonable under the circumstances.

**2.3 Summary of significant accounting policies**

**(a) Foreign currency translation**

**Transactions & Balances**

All foreign currency transactions are recorded by applying to the foreign currency amount the exchange rate between the functional currency and the foreign currency at the monthly rate which approximately equals to exchange rate at the transaction date.

As at the reporting date, non-monetary items which are carried in terms of historical cost denominated in a foreign currency are reported using the exchange rate at the date of the transaction. All monetary assets and liabilities in foreign currency are restated at the end of the accounting period. Exchange difference on restatement as well as settlement of monetary items are recognized in the Statement of Profit and Loss.

(b) **Revenue from operations**

The Company derives revenues primarily from business of providing software development/IT enabled services, technical consultancy and manpower services. The Company's arrangements with customers such services are mainly time-and-material and classifies such revenue as Sale of services.

Revenues from customer contracts are considered for recognition and measurement when the contract has been approved by the parties to the contract, the parties to contract are committed to perform their respective obligations under the contract, and the contract is legally enforceable. Revenue is recognized upon transfer of control of promised products or services to customers in an amount that reflects the consideration which the Company expects to receive in exchange for those products or services. The Company presents revenues net of indirect taxes in its statement of Profit and loss.

*Method of revenue recognition*

Revenue on time-and material contracts are recognized over time as the related services are performed.

Revenue from transaction based contracts is recognized at the amount determined by multiplying transaction rate to actual transactions taking place during a period.

The Company assesses the timing of the transfer of goods or services to the customer as compared to the timing of payments to determine whether a significant financing component exists. As a practical expedient, the Company does not assess the existence of a significant financing component when the difference between payment and transfer of deliverables is a year or less. If the difference in timing arises for reasons other than the provision of finance to either the customer or us, no financing component is deemed to exist.

(c) **Income Taxes**

The income tax expense or credit for the period is the tax payable on the current period's taxable income based on the applicable income tax rate for each jurisdiction adjusted by changes in deferred tax assets and liabilities attributable to temporary differences and to unused tax losses.

Management periodically evaluates positions taken in tax returns with respect to situations in which applicable tax regulation is subject to interpretation. It establishes provisions, where appropriate, on the basis of amounts expected to be paid to the tax authorities.

Deferred income tax is provided in full, using the liability method, on temporary differences arising between the tax basis of assets and liabilities and their carrying amounts in the financial statements. However, deferred tax liabilities are not recognized if they arise from the initial recognition of goodwill. Deferred income tax is also not accounted for if it arises from initial recognition of an asset or liability in a transaction other than a business combination that at the time of the transaction affects neither accounting profit nor taxable profit (tax loss). Deferred income tax is determined using tax rates (and laws) that have been enacted or substantially enacted by the end of the reporting period and are expected to apply when the related deferred income tax asset is realized or the deferred income tax liability is settled.

Deferred tax assets are recognized for all deductible temporary differences and unused tax losses only if it is probable that future taxable amounts will be available to utilize those temporary differences and losses.

Deferred tax assets and liabilities are offset when there is a legally enforceable right to offset current tax assets and liabilities and when the deferred tax balances relate to the same taxation authority. Current tax assets and tax liabilities are offset where the entity has a legally enforceable right to offset and intends either to settle on a net basis, or to realize the asset and settle the liability simultaneously.

Current tax and deferred tax are recognized in statement of profit or loss, except to the extent that it relates to items recognized in Other Comprehensive Income or directly in equity. In this case, the tax is also recognized in Other Comprehensive Income or directly in equity, respectively.

(d) **Leases**

**The Company as a lessee**

The Company applies the short-term lease recognition exemption to its short-term lease of premises (i.e., those leases that have a lease term of 12 months or less from the commencement date and do not contain a purchase option). Lease payments on short-term lease is recognised as expense as and when incurred.

(e) **Cash and cash equivalents**

For the purpose of presentation in the statement of cash flows, cash and cash equivalents include cash in hand, deposits held at call with financial institutions, other short-term highly liquid investments with original maturities of three months or less that are readily convertible to known amounts of cash and which are subject to an insignificant risk of changes in value.

(f) **Other financial assets**

A financial instrument is any contract that gives rise to a financial asset of one entity and a financial liability or equity instrument of another entity.

(i) **Initial recognition and measurement**

All financial assets are recognised initially at fair value plus, in the case of financial assets not recorded at fair value through profit or loss, transaction costs that are attributable to the acquisition of the financial asset.

(ii) **Subsequent measurement**

For purposes of subsequent measurement, financial assets are classified in four categories:

- ▶ Debt instruments at amortised cost
- ▶ Debt instruments at fair value through other comprehensive income (FVTOCI)
- ▶ Debt instruments, derivatives and equity instruments at fair value through profit or loss (FVTPL)
- ▶ Equity instruments measured at fair value through other comprehensive income (FVTOCI)

*Debt instruments*

Subsequent measurement of debt instruments depends on the Company's business model for managing the asset and the cash flow characteristics of the asset. There are three measurement categories into which the Company classifies its debt instruments:

Amortized cost: A 'debt instrument' is measured at the amortised cost if both the following conditions are met:

a) The asset is held within a business model whose objective is to hold assets for collecting contractual cash flows, and b) Contractual terms of the asset give rise on specified dates to cash flows that are solely payments of principal and interest (SPPI) on the principal amount outstanding.

This category is the most relevant to the entity. After initial measurement, such financial assets are subsequently measured at amortized cost using the effective interest rate (EIR) method. Amortised cost is calculated by taking into account any discount or premium on acquisition and fees or costs that are an integral part of the EIR. The EIR amortisation is included in other income in the profit or loss. The losses arising from impairment are recognised in the profit or loss. This category generally applies to trade and other receivables.



Fair value through other comprehensive income (FVOCI): A 'debt instrument' is classified as at the FVOCI if both of the following criteria are met:

a) The objective of the business model is achieved both by collecting contractual cash flows and selling the financial assets, and b) The asset's contractual cash flows represent SPPI. Debt instruments included within the FVOCI category are measured initially as well as at each reporting date at fair value. Fair value movements are recognized in the other comprehensive income (OCI). However, the Company recognizes interest income, impairment losses & reversals and foreign exchange gain or loss in the P&L. On derecognition of the asset, cumulative gain or loss previously recognised in OCI is reclassified from the equity to P&L. Interest earned whilst holding FVOCI debt instrument is reported as interest income using the EIR method.

Fair value through profit or loss: FVTPL is a residual category for debt instruments. Any debt instrument, which does not meet the criteria for categorization as at amortized cost or as FVOCI, is classified as at FVTPL. In addition, the Company may elect to designate a debt instrument, which otherwise meets amortized cost or FVOCI criteria, as at FVTPL. However, such election is allowed only if doing so reduces or eliminates a measurement or recognition inconsistency, however no such designation has been made. Debt instruments included within the FVTPL category are measured at fair value with all changes recognized in the P&L.

#### *Equity instruments*

All equity investments in scope of Ind AS 109 are measured at fair value. Equity instruments which are held for trading and contingent consideration recognised by an acquirer in a business combination to which Ind AS 103 applies are classified as at FVTPL. For all other equity instruments, the entity may make an irrevocable election to present in other comprehensive income subsequent changes in the fair value. The entity makes such election on an instrument-by-instrument basis. The classification is made on initial recognition and is irrevocable.

If the entity decides to classify an equity instrument as at FVOCI, then all fair value changes on the instrument, excluding dividends, are recognized in the OCI. There is no recycling of the amounts from OCI to P&L, even on sale of investment. However, the entity may transfer the cumulative gain or loss within equity.

Equity instruments included within the FVTPL category are measured at fair value with all changes recognized in the P&L.

#### *(iii) Derecognition*

A financial asset (or, where applicable, a part of a financial asset or part of a entity of similar financial assets) is primarily derecognised (i.e. removed from the entity's balance sheet) when:

The rights to receive cash flows from the asset have expired, or

The entity has transferred its rights to receive cash flows from the asset or has assumed an obligation to pay the received cash flows in full without material delay to a third party under a 'pass-through' arrangement; and either (a) the entity has transferred substantially all the risks and rewards of the asset, or (b) the entity has neither transferred nor retained substantially all the risks and rewards of the asset, but has transferred control of the asset.

When the entity has transferred its rights to receive cash flows from an asset or has entered into a pass-through arrangement, it evaluates if and to what extent it has retained the risks and rewards of ownership. When it has neither transferred nor retained substantially all of the risks and rewards of the asset, nor transferred control of the asset, the entity continues to recognize the transferred asset to the extent of the entity's continuing involvement. In that case, the entity also recognizes an associated liability. The transferred asset and the associated liability are measured on a basis that reflects the rights and obligations that the entity has retained.

Continuing involvement that takes the form of a guarantee over the transferred asset is measured at the lower of the original carrying amount of the asset and the maximum amount of consideration that the entity could be required to repay.

#### *(iv) Impairment of financial assets*

In accordance with Ind AS 109, the entity applies expected credit loss (ECL) model for measurement and recognition of impairment loss on the following financial assets and credit risk exposure:

a) Financial assets that are debt instruments, and are measured at amortized cost e.g., loans, debt securities, deposits, trade receivables and bank balance

b) Trade receivables, unbilled revenue/ contract assets or any contractual right to receive cash or another financial asset that result from transactions that are within the scope of Ind AS 115.

c) Financial assets that are debt instruments and measured as at FVOCI

The entity follows 'simplified approach' for recognition of impairment loss allowance on:

Trade receivables or contract revenue receivables; and

The application of simplified approach does not require the entity to track changes in credit risk. Rather, it recognises impairment loss allowance based on lifetime ECLs at each reporting date, right from its initial recognition.

ECL is the difference between all contractual cash flows that are due to the entity in accordance with the contract and all the cash flows that the entity expects to receive (i.e., all cash shortfalls), discounted at the original EIR. When estimating the cash flows, an entity is required to consider:

All contractual terms of the financial instrument (including prepayment, extension, call and similar options) over the expected life of the financial instrument. However, in rare cases when the expected life of the financial instrument cannot be estimated reliably, then the entity is required to use the remaining contractual term of the financial instrument.

As a practical expedient, the entity uses a provision matrix to determine impairment loss allowance on portfolio of its trade receivables and contract assets. The provision matrix is based on its historically observed default rates over the expected life of the trade receivables and is adjusted for forward-looking estimates. At every reporting date, the historical observed default rates are updated and changes in the forward-looking estimates are analysed. ECL impairment loss allowance (or reversal) recognized during the period is recognized as income/ expense in the statement of profit and loss (P&L). This amount is reflected under the head 'other expenses' in the P&L. The balance sheet presentation for contractual revenue

receivables is presented as an allowance, i.e., as an integral part of the measurement of those assets in the balance sheet. The allowance reduces the net carrying amount. Until the asset meets write-off criteria, the entity does not reduce impairment allowance from the gross carrying amount.

#### *(g) Financial liabilities*

##### *(i) Initial recognition and measurement*

Financial liabilities are classified, at initial recognition, as financial liabilities at fair value through profit or loss, loans and borrowings, payables, or as derivatives designated as hedging instruments in an effective hedge, as appropriate. All financial liabilities are recognised initially at fair value and, in the case of loans and borrowings and payables plus directly

attributable transaction costs. The Company's financial liabilities include trade and other payables, loans and borrowings and derivative financial instruments.

##### *(ii) Subsequent measurement*

Financial liabilities at fair value through profit or loss

Financial liabilities at fair value through profit or loss include financial liabilities held for trading and financial liabilities designated upon initial recognition as at fair value through profit or loss. Financial liabilities designated upon initial recognition at fair value through profit or loss are designated as such at the initial date of recognition, and only if the criteria in Ind AS 109 are satisfied. For liabilities designated as FVTPL, fair value gains/ losses attributable to changes in own credit risk are recognized in OCI. These gains/ losses are not subsequently transferred to P&L. However, the Company may transfer the cumulative gain or loss within equity. All other changes in fair value of such liability are recognised in the statement of profit or loss. The Company has not designated any financial liability as at fair value through profit and loss.

#### *Loans and borrowings*

This is the category most relevant to the Company. After initial recognition, interest-bearing loans and borrowings are subsequently measured at amortised cost using the EIR method. Gains and losses are recognised in profit or loss when the liabilities are derecognised as well as through the EIR amortisation process. Amortised cost is calculated by taking into account any discount or premium on acquisition and fees or costs that are an integral part of the EIR. The EIR amortisation is included as finance costs in the statement of profit and loss. This category generally applies to borrowings.

#### *Derecognition*

A financial liability is derecognised when the obligation under the liability is discharged or cancelled or expired. When an existing financial liability is replaced by another from the same lender on substantially different terms, or the terms of an existing liability are substantially modified, such an exchange or modification is treated as the derecognition of the original liability and the recognition of a new liability. The difference in the respective carrying amounts is recognised in the statement of profit or loss.



**(h) Offsetting financial instruments**

Financial assets and liabilities are offset and the net amount is reported in the balance sheet where there is a legally enforceable right to offset the recognized amounts and there is an intention to settle on a net basis or realize the asset and settle the liability simultaneously. The legally enforceable right must not be contingent on future events and must be enforceable in the normal course of business and in the event of default, insolvency or bankruptcy of the Company or the counterparty.

**(i) Other Income**

**Interest income**

Interest income is recognized using effective interest rate method taking into account the amount outstanding and the rate of interest applicable (refer policy to investment and other financial assets).

**(j) Property, plant and equipment**

All items of property, plant and equipment are stated at historical cost less accumulated depreciation less impairment losses, if any. Historical cost includes expenditure that is directly attributable to the acquisition of the items.

Subsequent costs are included in the asset's carrying amount or recognized as a separate asset, as appropriate, only when it is probable that future economic benefits associated with the item will flow to the Company and the cost of the item can be measured reliably. Such cost also includes the cost of replacing part of the plant and equipment if the recognition criteria are met. When significant parts of plant and equipment are required to be replaced at intervals, the Company depreciates them separately based on their specific useful lives. Likewise, when a major inspection is performed, its cost is recognized in the carrying amount of the plant and equipment as a replacement if the recognition criteria are satisfied. The carrying amount of any component accounted for as a separate asset is derecognized when replaced. All other repairs and maintenance are charged to profit or loss during the reporting period in which they are incurred.

Gains and losses on disposals are determined by comparing proceeds with carrying amount. These are included in profit or loss within other income/expenses as applicable.

The cost of assets not ready for use before balance sheet date are disclosed under capital work in progress. Capital work in progress is stated at cost, net of accumulated impairment loss, if any.

**Depreciation methods, estimated useful lives and residual value**

Depreciation is provided on a pro-rata basis on the straight-line method over the estimated useful lives of the assets. The estimates of useful lives of the assets are as follows:

Asset	Useful life
Computers and peripherals	3 years
Vehicles	8 years

The asset's residual values and useful life are reviewed, and adjusted if appropriate, at the end of each reporting period.

**(k) Intangible assets**

**(i) Goodwill**

Goodwill on acquisitions of subsidiaries is included in intangible assets. Goodwill is not amortized but it is tested for impairment annually, or more frequently if events or changes in circumstances indicate that it might be impaired, and is carried at cost less accumulated impairment losses. Gains and losses on the disposal of an entity / operations include the carrying amount of goodwill relating to the entity / operations sold.

Goodwill is allocated to Cash-Generating Units (CGU) or Company of CGUs for the purpose of impairment testing. The allocation is made to those cash-generating units that are expected to benefit from the business combination in which the goodwill arose. The CGUs are identified at the lowest level at which goodwill is monitored for internal management purposes, which in our case are the acquired business / operations. In case the acquired business/operations are spread across multiple operating segments, the Goodwill as well as other assets of the CGU are further allocated to ensure that goodwill impairment testing does not cross limits of an operating segments.

**(ii) Non-Compete and Customer Relationships**

Non-Compete and Customer relationship acquired in a business combination are recognized at fair value at the acquisition date. They have a finite useful life and are subsequently carried at cost less accumulated amortization and impairment losses.

**(iii) Amortization methods and periods**

The Company amortizes intangible assets with a finite useful life using the straight-line method over the following periods:

Non - compete fees	3 years
Customer Relationships	5 years

**(iv) Impairment of non-financial assets**

Goodwill and intangible assets that have an indefinite useful life are not subject to amortization and are tested annually for impairment, or more frequently if events or changes in circumstances indicate that they might be impaired. For other non financial assets, including property, plant and equipment, ROU assets and intangible assets having finite useful lives, the Company assesses, at each reporting date, whether there is an indication that an asset may be impaired. If any indication exists, or when annual impairment testing for an asset is required, the Company estimates the asset's recoverable amount.

The recoverable amount is higher of an asset's fair value less cost of disposal or value in use. The recoverable amount is determined for an individual asset, unless the asset does not generate cash inflows that are largely independent of those from other assets or Company's of assets. When the carrying amount of an asset or CGU exceeds its recoverable amount, the asset is considered impaired and is written down to its recoverable amount.

In assessing value in use, the estimated future cash flows are discounted to their present value using a pre-tax discount rate that reflects current market assessments of the time value of money and the risks specific to the asset. In determining fair value less costs of disposal, recent market transactions are taken into account. If no such transactions can be identified, an appropriate valuation model is used.

The Company bases its impairment calculation on most recent budgets and forecast calculations, which are prepared separately for each of the Company's CGUs to which the individual assets are allocated. These budgets and forecast calculations generally cover a period of five years. A long-term growth rate is calculated and applied to project future cash flows after the fifth year.

An impairment loss is recognized for the amount by which the asset's carrying amount exceeds its recoverable amount. Impairment losses are recognised in the statement of profit or loss under the head depreciation and amortisation expense.

For assets excluding goodwill, an assessment is made at each reporting date to determine whether there is an indication that previously recognised impairment losses no longer exist or have decreased. If such indication exists, the Company estimates the asset's or CGU's recoverable amount.



**(l) Borrowing Costs**

General and specific borrowing costs that are directly attributable to the acquisition, construction or production of a qualifying asset are capitalized during the period of time, that is required to complete and prepare the asset for its intended use or sale. Qualifying assets are assets that necessarily take a substantial period of time to get ready for their intended use or sale. The Company has not capitalised any material borrowing costs.

Other borrowing costs are expensed in the period in which they are incurred.

**(m) Provisions and contingent liabilities**

Provisions for legal claims and service warranties are recognized when the Company has a present legal or constructive obligation as a result of past events, it is probable that an outflow of resources will be required to settle the obligation and the amount can be reliably estimated. Provisions are not recognized for future operating losses. The expense relating to a provision is presented in the statement of profit and loss net of any reimbursement (recognised only if realisation is virtually certain). If the effect of the time value of money is material, provisions are discounted using a current pre-tax rate that reflects, when appropriate, the risks specific to the liability. When discounting is used, the increase in the provision due to the passage of time is recognised as a finance cost.

Contingent liability is a possible obligation arising from past events and whose existence will be confirmed only by the occurrence or non-occurrence of one or more uncertain future events not wholly within the control of the entity or a present obligation that arises from past events but is not recognized because it is not probable that an outflow of resources embodying economic benefits will be required to settle the obligation or the amount of the obligation cannot be measured with sufficient reliability. Contingent liabilities are not recognised; however, their existence is disclosed in the financial statements.

**(n) Employee benefit obligations**

**(i) Short-term obligations**

Liabilities for wages and salaries, including non-monetary benefits that are expected to be settled wholly within 12 months after the end of the period in which the employees render the related service are recognized in respect of employees' services up to the end of the reporting period and are measured at the amounts expected to be paid when the liabilities are settled. The liabilities are presented as current employee benefit obligations in the balance sheet.

**(ii) Other long-term employee benefit obligations**

The liabilities for earned leave and sick leave are not expected to be settled wholly within 12 months after the end of the period in which the employees render the related service. They are therefore measured as the present value of expected future payments to be made in respect of services provided by employees up to the end of the reporting period using the projected unit credit method. The benefits are discounted using the appropriate market yields on government bonds at the end of the reporting period that have terms approximating to the terms of the related obligation. Remeasurements comprising of as a result of experience adjustments and changes in actuarial assumptions are recognised immediately in the statement of profit and loss in the period in which they occur.

**(ii) Post - employment obligations**

**Defined contribution plans:**

Contribution towards provident fund for employees is made to the regulatory authorities, where the Company has no further obligations. Such benefits are classified as Defined Contribution Schemes as the Company does not carry any further obligations, apart from the contributions made on a monthly basis. The Company's contributions to defined contribution plans are recognized in the Statement of Profit and Loss as and when the services are received from the employees.

**Defined benefit plan\***

**Gratuity**

Gratuity is a post employment defined benefit plan. The liability recognized in the Balance Sheet in respect of gratuity is the present value of the defined benefit obligation at the Balance Sheet date less fair value of plan assets. The Company's liability is actuarially determined (using the projected unit credit method) at the end of each year. Remeasurement gains and losses arising from experience adjustments and changes in actuarial assumptions are recognised in the period in which they occur, directly in other comprehensive income. They are included in retained earnings in the statement of changes in equity and in the balance sheet.

Past service costs are recognised in profit or loss on the earlier of:

- ▶ The date of the plan amendment or curtailment, and
- ▶ The date that the Company recognises related restructuring costs.

Net interest is calculated by applying the discount rate to the net defined benefit liability or asset. The Company recognises the following changes in the net defined benefit obligation as an expense in the statement of profit and loss:

- ▶ Service costs comprising current service costs, past-service costs, gains and losses on curtailments and non-routine settlements; and
- ▶ Net interest expense or income.

**(o) Earnings per share**

**Basic earnings per share**

Basic earnings per share is calculated by dividing:

- The profit attributable to owners of the Company
- By weighted average number of equity shares outstanding during the financial year, adjusted for bonus elements in equity shares issued during the year and excluding treasury shares

**Diluted earnings per share**

Diluted earnings per share adjusts the figures used in the determination of basic earnings per share to take into account:

- The after income tax effect of interest and other financing costs associated with dilutive potential equity shares and
- The weighted average number of additional equity shares that would have been outstanding assuming the conversion of all dilutive potential equity shares.

**(p) Business combinations**

Business combinations are accounted for using the acquisition method. The cost of an acquisition is measured as the aggregate of the consideration transferred measured at acquisition date fair value and the amount of any non-controlling interests in the acquiree. For each business combination, the Company elects whether to measure the non-controlling interests in the acquiree at fair value or at the proportionate share of the acquiree's identifiable net assets. Acquisition related costs are expensed as incurred.

At the acquisition date, the identifiable assets acquired and the liabilities assumed are recognized at their acquisition date fair values. For this purpose, the liabilities assumed include contingent liabilities representing present obligation and they are measured at their acquisition fair values irrespective of the fact that outflow of resources embodying economic benefits is not probable.

Goodwill is initially measured at cost, being the excess of the aggregate of the consideration transferred and the amount recognized for non-controlling interests, and any previous interest held, over the net identifiable assets acquired and liabilities assumed.

After initial recognition, goodwill is measured at cost less any accumulated impairment losses. For the purpose of impairment testing, goodwill acquired in a business combination is, from the acquisition date, allocated to each of the Company's cash-generating units that are expected to benefit from the combination, irrespective of whether other assets or liabilities of the acquiree are assigned to those units.



(q) **Fair value measurements**

The Company measures financial instruments at fair value at each balance sheet date. The Company also measures assets and liabilities acquired in business combination at fair value. Fair value is the price that would be received to sell an asset or paid to transfer a liability in an orderly transaction between market participants at the measurement date. The fair value measurement is based on the presumption that the transaction to sell the asset or transfer the liability takes place either -

- in the principal market for the asset or liability, or
- in the absence of a principal market, in the most advantageous market for the asset or liability

All assets and liabilities for which fair value is measured or disclosed in the financial statements are categorised within the fair value hierarchy, described as follows, based on the lowest level input that is significant to the fair value measurement as a whole:

Level 1 — Quoted (unadjusted) prices in active markets for identical assets or liabilities

Level 2 — Valuation techniques for which the lowest level input that is significant to the fair value measurement is directly or indirectly observable

Level 3 — Valuation techniques for which the lowest level input that is significant to the fair value measurement is unobservable

At each reporting date, management analyses the movements in the values of assets and liabilities which are required to be remeasured or re-assessed as per the Company's accounting policies. For this analysis, management regularly reviews significant unobservable inputs applied in the valuation by agreeing the information in the valuation computation to contracts and other relevant documents.

(r) **Current versus non-current classification**

The Company presents assets and liabilities in the balance sheet based on current/ non-current classification.

An asset is treated as current when it is:

- Expected to be realised or intended to be sold or consumed in normal operating cycle
- Held primarily for the purpose of trading
- Expected to be realised within twelve months after the reporting period, or
- Cash or cash equivalent unless restricted from being exchanged or used to settle a liability for at least twelve months after the reporting period

All other assets are classified as non-current.

A liability is current when:

- It is expected to be settled in normal operating cycle
- It is held primarily for the purpose of trading
- It is due to be settled within twelve months after the reporting period, or
- There is no unconditional right to defer the settlement of the liability for at least twelve months after the reporting period

The Company classifies all other liabilities as non-current.

Deferred tax assets and liabilities are classified as non-current assets and liabilities.

The operating cycle is the time between the acquisition of assets for processing and their realisation in cash and cash equivalents. The Company has identified twelve months as its operating cycle.

(s) **Rounding of amounts**

All amounts disclosed in the financial statements and notes have been rounded off to the nearest millions, unless otherwise stated.



	As on 31 March 2025		As on 31 March 2024	
	Current	Non- Current	Current	Non- Current
5(i) Trade Receivables				
Trade receivables	235	1,755	189	-
Receivables from related parties [Refer note 21]	216	-	58	-
Less: Allowance for doubtful debt	(4)	-	-	-
Total receivables	447	1,755	247	-
Break-up of security details				
Trade Receivables considered good - Secured	-	-	-	-
Trade Receivables considered good - Unsecured	447	1,755	247	-
Trade Receivables which have significant increase in Credit Risk	-	-	-	-
Trade Receivables - credit impaired	4	-	-	-
Total	451	1,755	247	-
Allowance for doubtful debts	(4)	-	-	-
Total trade receivables	447	1,755	247	-
Trade receivables includes amounts yet to be billed to customers and dependent only on passage of time (unbilled)	45	1,755	48	-

**Trade Receivables (Billed) ageing schedule**

Particulars	Outstanding for following periods from due date of payment		As on 31 March 2025
	Not yet due	Less than 6 months	Total
(i) Undisputed Trade receivables – considered good	244	158	402
Particulars	Outstanding for following periods from due date of payment		As on 31 March 2024
	Not yet due	Less than 6 months	Total
(i) Undisputed Trade receivables – considered good	131	68	199

	As on 31 March 2025	As on 31 March 2024
5(ii) Cash and cash equivalents		
Balances with Banks		
- in Current Accounts	10	7
Total Cash and cash equivalents	10	7

	As on 31 March 2025	As on 31 March 2024
5(iii) Other bank balances		
Deposits with maturity more than 3 months but less than 12 months	3	3
Total Bank Balances other than 5 (ii) above	3	3

	As on 31 March 2025		As on 31 March 2024	
	Current	Non- Current	Current	Non- Current
5 (iv) Other Financial Assets				
Oth Deal Bonus		50		
Total other financial assets	-	50	-	-

	As on 31 March 2025		As on 31 March 2024	
	Current	Non- Current	Current	Non- Current
6 Other assets				
Prepayments	-	-	7	-
Goods and Services Tax (GST) - input credit	4	-	16	-
Other advances	3	-	1	-
Total other current assets	7	-	24	-

	As on 31 March 2025		As on 31 March 2024	
	Current	Non- Current	Current	Non- Current
7 Current tax assets/ Liabilities (net of provisions)				
Advance Income Tax	-	72	-	60
Less: Provision for income tax	-	-	-	-
Less: Tax expense for the period	-	121	-	-
Total income tax assets	-	(49)	-	60



**Coforge Solutions Private Limited**

CIN: U72900HR2022PTC104785

**Notes to financial statements for the year ended 31 Mar 2025**

(All amounts in Rs Mn, except for share data or as otherwise stated)

**8 Equity share capital and other equity****Authorized equity share capital**

	Equity shares	
	Number of shares	Amount
As at 31 March 2024	8,50,00,000	850
Increase during the period	1,30,00,000	130
As at 31 March 2025	9,80,00,000	980

**Terms and rights attached to equity shares**

The Company has one class of equity shares having a par value of Rs. 10 per share. Every holder of equity shares present at a meeting in person or by proxy, is entitled to one vote, and upon a poll each share is entitled to one vote. The dividend proposed by the Board of Directors is subject to the approval of shareholders in the ensuing Annual General Meeting, except in case of interim dividend. In the event of liquidation, the equity shareholders are eligible to receive the remaining assets of the Company after distribution of all preferential amounts, in proportion to their shareholding. During the financial year under review company has issued 1,30,00,000 fully paid up equity shares of face value Rs 10 each by way of right issue to the existing shareholders(i.e Coforge DPA Private Limited).

Total Authorised Capital as on 31 March 2024 was Rs 85,00,00,000 inclusive of Rs 500,000 Preference Share Capital divided into 50,000 Preference Shares. During the FY 2025 the revised authorised share capital as on 31 March 2025 is Rs 98,00,00,000.

**Equity shares:****(i) Movements in equity share capital**

	Number of shares	Amount
As at 1 April 2023	7,00,00,000	700
Issue of Shares	1,50,00,000	150
As at 31 March 2024	8,50,00,000	850
Issue of Shares	1,30,00,000	130
As at 31 March 2025	9,80,00,000	980
	31-Mar-25	31-Mar-24

**Shares held by holding company**

Out of the equity shares issued by the Company, shares held by its holding company are as below:

Coforge DPA Private Limited	980	850
98,00,00,000 equity shares(85,00,00,000 shares previous year)		

**Details of shareholders holding more than 5% shares in the Company****Equity Shares of Rs. 10 each fully paid****Name of Shareholder**

	31 March 2025		31 March 2024	
	No. of Shares held	% of Holding	No. of Shares held	% of Holding
Coforge DPA Private Limited	9,80,00,000	100.0%	85000000	100%

**9 Other equity**

Retained earnings  
Total other equity

	31 March 2025	31 March 2024
	277	(74)
	277	(74)
Retained earnings		
Balance as on 01 April 2024	(74)	2
Net profit for the Year	323	(61)
Items of other comprehensive income recognized directly in retained earnings		
Add / (Less): Remeasurement gains on defined benefit plans	28	(15)
Total other equity	277	(74)





**Coforge Solutions Private Limited**
**CIN: U72900HR2022PTC104785**
**Notes to financial statements for the year ended 31 Mar 2025**

(All amounts in Rs Mn, except for share data or as otherwise stated)

**10 Financial liabilities**
**(i) Borrowings**
**Unsecured Loan**

From related parties (Refer note (a) below)

**Total borrowings**

31-March-2025		31-March-2024	
Current	Non- Current	Current	Non- Current
-	100	-	100
-	100	-	100

(a) Unsecured loan from related party

The Company has availed unsecured loan from its parent company,

Coforge DPA Private Limited, for a term of 5 years (unless otherwise agreed by the parties)

and at an interest rate of 9.50% per annum.

**(ii) Trade Payables**

total outstanding dues of micro enterprises and small enterprises\*

total outstanding dues of creditors other than micro enterprises and small enterprises

Trade payables to related parties (Refer note 21)

**Total Trade Payables**

31-March-2025		31-March-2024	
Current	Non- Current	Current	Non- Current
6	-	0	-
1,093	-	12	-
-	274	-	-
61	-	5	-
1,160	274	17	-

**Trade Payables aging schedule**

Particulars	Outstanding for following periods from due date of payment		
	31-Mar-25		
	Not Due	Less than 1 year	Total
(i) MSME	0	6	6
(ii) Others	28	1,400	1,428

**Trade Payables aging schedule**

Particulars	Outstanding for following periods from due date of payment		
	31-Mar-24		
	Not Due	Less than 1 year	Total
(i) MSME	0	0	0
(ii) Others	2	15	17

**(iii) Other Financial Liabilities**

Interest Payable on Loan

At amortised cost

0.000001% Non Convertible Compulsorily Redeemable Preference Shares (RPS)

Employee benefits payable

At fair value through profit or loss

Future acquisition liability

**Total Other financial Liabilities**

31-March-2025		31-March-2024	
Current	Non- Current	Current	Non- Current
3	-	12	-
-	-	0	-
2	-	3	-
-	-	103	-
5	-	118	-

**RPS:**
**(i) Movements in preference shares**

As at 31 March 2024

Buy-back during the year

As at 31 March 2025

Number of shares	Amount
50,000	1
50,000	1
-	-



**CIN: U72900HR2022PTC104785**

(All amounts in Rs Mn, except for share data or as otherwise stated)



Coforge Solutions Private Limited

CIN: U72900HR2022PTC104785

Notes to financial statements for the year ended 31 Mar 2025

(All amounts in Rs Mn, except for share data or as otherwise stated)

## 12 Employee benefit obligations

	31 March 2025			31 March 2024		
	Current	Non Current	Total	Current	Non Current	Total
Leave obligations (i)	1	7	8	-	-	-
Gratuity (ii)	-	17	17	2	31	33
Employee benefits payable	1	48	48	2	31	33
		72	73			

### (i) Leave Obligations

Compensated absences which are expected to occur within twelve months after the end of the period in which the employee renders the related services are recognised as undiscounted liability at the balance sheet date.

Compensated absences which are not expected to occur within twelve months after the end of the period in which the employee renders the related services are recognised as an actuarially determined liability at the present value of the defined benefit obligation at the balance sheet date.

### (ii) Gratuity

The Company provides for gratuity for employees in India as per the Payment of Gratuity Act, 1972. Employees who are in continuous service for a period of 5 years are eligible for gratuity. The amount of gratuity payable on retirement/termination is the employees last drawn basic salary per month computed proportionately for 15 days salary multiplied by the number of years of completed service.

#### a) Balance sheet amounts - Gratuity

The amounts recognized in the balance sheet and the movements in the net defined benefit obligation over the year are as follows:

	Present Value of Obligation	
	31-Mar-25	31-Mar-24
Current Service Cost	33	10
Interest expense/ (income)	28	15
	2	1
<b>Total amount recognized in profit or loss</b>	<b>30</b>	<b>15</b>
<i>Remeasurements</i>		
Actuarial changes arising from changes in financial assumptions	(15)	6
Experience adjustments	(19)	4
Actuarial changes arising from changes in demographic assumptions	(5)	4
<b>Total amount recognized in other comprehensive income</b>	<b>(39)</b>	<b>14</b>
Employer's Contributions		
<b>Benefit payments</b>	<b>(7)</b>	<b>(6)</b>
<b>Total</b>	<b>17</b>	<b>33</b>

### (b) Significant estimates: actuarial assumptions and sensitivity

The significant actuarial assumptions were as follows:

	31-Mar-25	31-Mar-24
Discount rate	6.70%	7.18%
Future Salary increase	4.5%	11.8%
Rate of return on plan assets	na	na

### (c) Sensitivity analysis

The sensitivity of the defined benefit obligation to changes in the weighted principal assumptions is:

	31-Mar-25	31-Mar-24
<b>Discount rate</b>		
- 100 basis points	8.42	11.35
+ 100 basis points	7.46	9.63
<b>Salary increase rate</b>		
- 100 basis points	8.12	9.58
+ 100 basis points	9.04	10.72

The sensitivity analyses above have been determined based on a method that extrapolates the impact on defined benefit obligation as a result of reasonable changes in key assumptions occurring at the end of the reporting period. The sensitivity analyses are based on a change in a significant assumption, keeping all other assumptions constant. The sensitivity analyses may not be representative of an actual change in the defined benefit obligation as it is unlikely that changes in assumptions would occur in isolation from one another.

The expense recognized during the period towards defined contribution plan is as follows:

#### Amount recognized in the Statement of Profit and Loss

	31 March 2025	31 March 2024
Provident fund paid to the EPF	48	45

## 13 Other liabilities

Statutory dues including provident fund and tax deducted at source

**Total other current liabilities**

31 March 2025		31 March 2024	
Current	Non Current	Current	Non Current
30	-	26	-
<b>30</b>	<b>-</b>	<b>26</b>	<b>-</b>



**Coforge Solutions Private Limited**

CIN: U72900HR2022PTC104785

Notes to financial statements for the year ended 31 Mar 2025

(All amounts in Rs Mn, except for share data or as otherwise stated)

**14 Revenue from operations**

Sales of products  
Sale of services  
**Total revenue from operations**

**Timing of revenue recognition**

Services transferred over time  
**Total revenue from contracts with customers**

**Disclosures related to revenue from contract with customers**

**Disaggregate revenue information**

The table below presents disaggregated revenues from contracts with customers by geography.  
**Geography**

Americas  
India  
Asia Pacific  
Europe, Middle East and Africa  
**Grand Total**

**15 Other Income**

Interest Income from financial assets at amortised cost\*  
Miscellaneous income\*  
**Total other income**

**16 Employee benefits expense**

Salaries, wages and bonus  
Contribution to provident and other funds  
Gratuity  
Staff welfare expenses  
**Total employee benefit expense**

**17 Depreciation and amortization expense**

Depreciation of property, plant and equipment (Refer note 3)\*  
Amortisation of intangible assets (Refer note 4)  
**Total depreciation and amortization expense**

**18 Other expenses**

Rental charges  
Telephone and communication charges  
Legal and professional fees  
Travelling and conveyance  
Recruitment  
Insurance  
Net foreign exchange losses  
Allowance for doubtful debts and unbilled revenue  
Payment to auditors\*  
Professional charges  
Income on reduction of financial liability recorded at fair value  
Other production expenses (incl. third party license cost)  
Miscellaneous expenses  
**Total other expenses**

For the Year ended 31 March 2025	For the Year ended 31 March 2024
3,191	1,075
<b>3,191</b>	<b>1,075</b>
3,191	1,075
<b>3,191</b>	<b>1,075</b>

For the Year ended 31 March 2025	For the Year ended 31 March 2024
2,230	283
886	723
49	29
26	40
<b>3,191</b>	<b>1,075</b>

For the Year ended 31 March 2025	For the Year ended 31 March 2024
3	-
-	14
<b>3</b>	<b>14</b>

For the Year ended 31 March 2025	For the Year ended 31 March 2024
1,020	867
48	45
31	15
1	0
<b>1,100</b>	<b>927</b>

For the Year ended 31 March 2025	For the Year ended 31 March 2024
2	1
67	66
<b>69</b>	<b>67</b>

For the Year ended 31 March 2025	For the Year ended 31 March 2024
5	9
-	1
17	8
65	53
13	16
-	1
1	-
4	-
0	-
106	39
25	11
1,348	-
3	4
<b>1,587</b>	<b>142</b>

\*Nil due to rounding off to nearest Rs. Millions.



18(a) Details of payments to auditors

Payments to auditors (excluding taxes)

As auditor:

Audit Fee*#	0	0
Tax audit Fee*#	0	0

In other capacities:

Certification fees*#	0	0
Re-imbursement of expenses	-	-

<b>Total payments to auditors*</b>	<b>-</b>	<b>0</b>
------------------------------------	----------	----------

\*Nil due to rounding off to nearest Rs. Millions.

# The auditor fees in absolute terms is INR 500,000 (Audit fees: Rs. 350,000; tax audit fees : Rs 50,000 and certification fees: Rs. 100,000).

18(b) Corporate social responsibility expenditure

CSR rules are not applicable to the Company for the period ended 31 March 2025 as the company does not meet the threshold criteria

19 Finance costs

Interest on loans from related parties

Bank and financial charges\*

**Total Finance costs**

For the Year ended 31 March 2025	For the Year ended 31 March 2024
9	10
-	1
<b>9</b>	<b>11</b>

\*Nil due to rounding off to nearest Rs. Millions.

20 Income tax expense

(a) Income tax expense

Current tax

Current tax on operating profits of the year

**Total current tax expense**

Deferred tax

Increase in deferred tax assets (Employee benefits and provisions)

(Decrease) in deferred tax liabilities Property, plant and equipments

Increase in deferred tax assets (Unabsorbed losses)

**Total deferred tax expense/(benefit)**

**Income tax expense**

121	0
<b>121</b>	<b>-</b>
2	-
(17)	-
-	-
<b>(15)</b>	<b>-</b>
<b>106</b>	<b>-</b>

(b) Reconciliation of tax expense and the accounting profit multiplied by India's tax rate:

Profit from continuing operations before income tax expense

**Tax at the Indian tax rate of 25.17% (A)**

Tax impact on permanent differences (B)

**Derived income tax expense (A) + (B)**

429	-
108	-
(2)	-
<b>106</b>	<b>-</b>



Coforge Solutions Private Limited

CIN: U72900HR2022PTC104785

Notes to financial statements for the year ended 31 Mar 2025

(All amounts in Rs Mn, except for share data or as otherwise stated)

**21 Related party transactions**

**A List of related parties with whom the Company has transacted:**

**1) Key Managerial personnel**

Ashudeep Kaur Chadha

**2) List of other related parties**

Particulars	Country	Nature of relationship
Coforge Limited	India	Ultimate Holding Company
Coforge DPA Private Limited	India	Holding Company
Coforge Smart Serve Limited	India	Fellow subsidiary
Coforge DPA NA Inc.	USA	Fellow subsidiary
Coforge Inc.	USA	Fellow subsidiary
Coforge UK Limited	UK	Fellow subsidiary
Coforge Services Limited	India	Fellow subsidiary
Coforge SF Private Limited	India	Fellow subsidiary
Coforge Limited NSU4	India	Fellow subsidiary
Coforge Business Process Solutions Private Limited	US	Fellow subsidiary
Coforge Limited	Switzerland	Branch

**B. Transaction with related parties**

	31-Mar-25	31-Mar-24
<b>Coforge Limited</b>		
Rendering of Services	66	46
Recovery of Expenses	46	6
<b>Coforge Inc.</b>		
Rendering of Services	262	126
<b>Coforge UK Limited</b>		
Rendering of Services	9	40
<b>Coforge DPA Private Limited</b>		
Loan availed		
Interest on above loan	9	10
Payment for Services & Recovery of Exp	20	
Share capital received	130	150
<b>Coforge Limited NSU4</b>		
Rendering of Services	9	0
<b>Coforge DPA NA Inc.</b>		
Rendering of Services	205	123
<b>Coforge Limited</b>		
Payment for Services & Recovery of Exp	18	0
<b>Coforge Business Process Solutions Private Limited</b>		
Payment for Services & Recovery of Exp	1	0
<b>Ashudeep Kaur Chadha</b>		
Payment of F&I	104	
Buy-back of RPS		1

**C. Key management personnel compensation**

Particulars	Year ended 31 March 2025	Year ended 31 March 2024
<b>Short term employee benefits</b>		
Remuneration paid*	5.80	11.30
	5.80	11.30

\*As gratuity is computed for all the employees in aggregate, the amount relating to the key managerial personnel can not be individually identified.

**D. Details of balances with related parties:**

Particulars	Nature	Receivables as at 31 March 2025	Receivables as at 31 March 2024	Payables as at 31 March 2025	Payables as at 31 March 2024
Coforge Limited	Trade receivable (Unbilled)	8	7	-	-
Coforge Limited	Trade receivable (Billed)	32	14	-	-
Coforge Limited NSU4	Trade receivable (Billed)	9	-	-	-
Coforge Limited	Trade payable (Billed)	-	-	32	5
Coforge DPA Private Limited	Borrowings	-	-	103	112
Coforge DPA Private Limited	Trade payable (Billed)	-	-	10	0
Coforge DPA NA Inc.	Trade receivable (Billed)	133	11	-	-
Coforge Inc.	Trade receivable (Billed)	34	19	-	-
Coforge Inc.*	Trade receivable (UnBilled)	0	6	-	-
Coforge UK Limited	Trade receivable (Billed)	-	2	-	-
Coforge Business Process Solutions Private Limited	Trade payable (Billed)	-	-	1	-
NIFT Technologies Ltd ,Swiss Branch	Trade payable (Billed)	-	-	18	-
Ashudeep Kaur Chadha	Future acquisition liability	-	-	-	103
		<b>216</b>	<b>58</b>	<b>164</b>	<b>220</b>

There is no allowance account for impaired receivables in relation to any outstanding balances, and no expense has been recognised in respect of impaired receivables due from related parties.

\* Nil due to rounding off to nearest Rs. Millions.

**E. Terms and Conditions**

The sales to and purchases from related parties are made on terms equivalent to those that prevail in arm's length transactions. Outstanding balances at the year-end are unsecured and interest free. For the period ended 31 March 2025, the Company has not recorded any impairment of receivables relating to amounts owed by related parties. This assessment is undertaken through examining the financial position of the related party and the market in which the related party operates.



**22 Fair value measurements****Financial instruments by category:**

	31 March 2025			31 March 2024		
	Amortized Cost	Carrying amount	Fair value	Amortized Cost	Carrying amount	Fair value
<b>Financial liabilities</b>						
Non-current borrowings	100	100	100	100	100	100
Employee benefit obligations	72	72	72	31	31	31
<b>Total Financial liabilities</b>	<b>172</b>	<b>172</b>	<b>172</b>	<b>131</b>	<b>131</b>	<b>131</b>

The carrying amounts of current portion of trade receivables, cash and cash equivalents, other bank balances, other assets, Trade and other payables, other financial liabilities, employee benefits obligations and other liabilities are considered to be the same as their fair values, due to their short term nature.

For financial assets and liabilities that are measured at fair value, the carrying amounts are equal to the fair values.

**(i) Fair value hierarchy**

This section explains the judgments and estimates made in determining the fair values of the financial instruments that are:

(a) recognized and measured at fair value, and

(b) measured at amortized cost and for which fair values are disclosed in the financial statements.

To provide an indication about the reliability of the inputs used in determining fair value, the Company has classified its financial instruments into the three levels prescribed under the accounting standard.

An explanation of each level follows underneath the table.

Financial assets and liabilities measured at fair value - recurring fair value measurements at 31 March 2025	Level 1	Level 2	Level 3	Total
--	---------	---------	---------	-------

**Financial Liability***Financial liabilities at amortised costs*

Borrowings

Employee benefit obligations

**Total financial Liability**

-	100	-	100
-	72	-	72
-	<b>172</b>	-	<b>172</b>

Financial assets and liabilities measured at fair value - recurring fair value measurements at 31 March 2024	Level 1	Level 2	Level 3	Total
--	---------	---------	---------	-------

**Financial Liability***Financial liabilities at amortised costs*

Borrowings

(a) recognized and measured at fair value, and

**Total financial Liability**

-	100	-	100
-	31	-	31
-	<b>131</b>	-	<b>131</b>

Level 1: Level 1 hierarchy includes financial instruments measured using quoted prices. This includes listed equity instruments, traded bonds and mutual funds that have quoted price. The fair value of all equity instruments (including bonds) which are traded in the stock exchanges is valued using the closing price as at the reporting period. The mutual funds are valued using the closing net asset value.

Level 2: The fair value of financial instruments that are not traded in an active market (for example foreign exchange forward contracts) is determined using valuation techniques which maximize the use of observable market data and rely as little as possible on Company-specific estimates. If all significant inputs required to fair value an instrument are observable, the instrument is included in level 2.

Level 3: If one or more of the significant inputs is not based on observable market data, the instrument is included in level 3. This is the case for unlisted equity securities, contingent consideration and indemnification asset included in level 3.

The Company's policy is to recognize transfers into and transfers out of fair value hierarchy levels at the end of reporting period. There has been no transfer during the period.

**(ii) Valuation technique used to determine fair value**

Specific valuation techniques used to value financial instruments include:

- The use of quoted market prices for similar instruments.
- Derivative financial instruments are valued based on quoted prices for similar assets and liabilities in active markets or inputs that are directly or indirectly observable in the marketplace.
- The fair value of the remaining financial instruments is determined using discounted cash flow analysis.



## 23 Financial risk management

The Company's principal financial liabilities comprise loans and borrowings, trade and other payables. The borrowing of the Company constitute mainly of the loan from the holding company. All other finances are made out of internal accruals. The Company's principal financial assets include trade and other receivables, and cash and short term deposits that it derives directly from its operations.

The Company is exposed to market risk, credit risk and liquidity risk. The Company's senior management oversees the management of these risks. The Company's senior management is supported by a financial risk committee that advises on financial risks and the appropriate financial risk governance framework for the Company. The financial risk committee provides assurance to the Company's senior management that the Company's financial risk activities are governed by appropriate policies and procedures and that financial risks are identified, measured and managed in accordance with the Company's policies and risk objectives. The Board of Directors reviews and agrees policies for managing each of these risks, which are summarised below:

### (a) Market Risk

Market risk is the risk that the fair value of future cash flows of a financial instrument will fluctuate because of changes in market prices. Market risk comprises three types of risk: interest rate risk, currency risk and other price risk, such as equity price risk and commodity risk. Financial instruments affected by market risk include loans and borrowings, deposits, fair value through profit and loss and derivative financial instruments.

#### - Interest rate risk

Interest rate risk is the risk that the fair value or future cash flows of a financial instrument will fluctuate because of changes in market interest rates.

The Company has issue availed loan from related party during the year with fixed interest rate for the next 2 years and accordingly there is no significant concentration of interest rate risk.

#### - Foreign currency risk

Foreign currency risk is the risk that the fair value or future cash flows of an exposure will fluctuate because of changes in foreign exchange rates.

#### Unhedged foreign currency exposure

Non-derivative foreign currency exposure as of 31 March, 2025 in major currencies is as below:

Currencies	Net financial Assets	Net financial Liabilities	Net financial Assets	Net financial Liabilities
	31 March 2025		31 March 2024	
USD/INR	176	-	29	-
AUD/INR	20	-	4	-
GBP/INR	0	-	2	-

#### Sensitivity

The sensitivity of profit or loss to changes in the exchange rates arises mainly from foreign currency denominated financial instruments.

	31 March 2025	31 March 2024
USD Sensitivity		
INR/USD - Increase by 1%*^	2	0
INR/USD - Decrease by 1%*^	-2	-0
AUD Sensitivity		
INR/AUD - Increase by 1%*^	0	0
INR/AUD - Decrease by 1%*^	-0	-0
GBP Sensitivity		
INR/GBP - Increase by 1%*^	0	0
INR/GBP - Decrease by 1%*^	-0	-0

\* Nil due to rounding off to nearest Rs. Million.

^Holding all other variables constant

### (b) Credit Risk

Credit risk is the risk that counterparty will not meet its obligations under a financial instrument or customer contract, leading to a financial loss. The Company is exposed to credit risk from its operating activities (primarily trade receivables) and from its financing activities, including deposits with banks and financial institutions.

#### Trade Receivables

The Company periodically assesses the financial reliability of customers, taking into account the financial condition, current economic trends, analysis of historical bad debts and ageing of accounts receivables. The Company has used the expected credit loss model to assess the impairment loss or gain on trade receivables and unbilled revenue, and has provided it wherever appropriate.

There are no impairment loss or gain recognised for the period ended March 31, 2025.

#### Financial instruments and cash deposits

Credit risk from balances with banks and financial institutions is managed by the Company's treasury department in accordance with the Company's policy. Investments of surplus funds are made only with approved counterparties and within credit limits assigned to each counterparty. Counterparty credit limits are reviewed by the Company's Board of Directors on an annual basis, and may be updated throughout the year subject to approval of the Company's Finance Committee. The limits are set to minimise the concentration of risks and therefore mitigate financial loss through counterparty's potential failure to make payments.

### (c) Liquidity Risk

The Company's principal sources of liquidity are cash and cash equivalents and the cash flow that is generated from operations. The Company's corporate treasury department is responsible for liquidity and funding as well as settlement management. In addition, processes and policies related to such risks are overseen by senior management. Management monitors the Company's net liquidity position through rolling forecasts based on the expected cash flows.

#### Maturities of financial liabilities

The table below provides details regarding the contractual maturities of significant financial liabilities as of 31 March 2025:

Particulars	Less than 1 Year	1-2 Years	2-4 Years	4-8 Years	Total
Borrowings	-	-	100	-	100
Trade Payables	1,154	274	-	-	1,428
Other Financial Liabilities (excluding Borrowings)	5	-	-	-	5
	1,159	274	100	-	1,533

The table below provides details regarding the contractual maturities of significant financial liabilities as of 31 March 2024:

Particulars	Less than 1 Year	1-2 Years	2-4 Years	4-8 Years	Total
Borrowings	-	-	-	100	100
Trade Payables	17	-	-	-	17
Other Financial Liabilities (excluding Borrowings)	118	-	-	-	118
	135	-	-	100	235

## 24 Capital Management

For the Company's capital management, capital includes issued equity share capital. The primary objectives of the Company's capital management are to maximise the shareholder value and safeguard their ability to continue as a going concern.





25 Contingent liabilities and contingent assets

(a) Contingent liabilities

The Company does not have any contingent liabilities as at 31 March 2025.

(b) Contingent assets

The Company does not have any contingent assets as at 31 March 2025.

26 Commitments

There are no Capital expenditure contracted for at the end of the reporting period but not recognized as liabilities.

27 Leases

The Company does not have any Right of Use assets and its corresponding lease liability as the Company has only short term lease arrangements.

Rental expense recorded for short-term leases (including low-value lease assets) is Rs 5 Mn for the year ended 31 March 2025 ( which was Rs 9 Mn in the year ended 31 March 2024)

28 Earnings per Share

(a) Basic earnings per equity share of Rs 10 each

Attributable to the equity holders of the Company (Rs. Per share)

(b) Diluted earnings per equity share of Rs 10 each

Attributable to the equity holders of the Company (Rs. Per share)

(c) Reconciliations of earnings used in calculating earnings per share

Basic earnings per share

Profit attributable to the equity holders of the Company used in calculating basic earnings per share:

Diluted earnings per share

Profit attributable to the equity holders of the Company used in calculating diluted earnings per share

(d) Weighted average number of shares used as the denominator

Weighted average number of equity shares used as the denominator in calculating basic and diluted earnings per share

29 Ratio analysis

Particulars	Computation	31 March 2025	31 March 2024	Variance	Remarks
Current Ratio	Total current asset/ Total current liabilities	0.39	1.73	-77%	Due to decrease in future acquisition liability
Debt Equity Ratio	Total borrowings (current & non-current)/ Total equity	0.08	0.13	-38%	Due to increase in equity base
Debt service Coverage Ratio	Earnings before interest, tax, depreciation and amortisation/(interest expense on short term and long term borrowings+ principal repayment of long term borrowings)	56.31	1.81	3011%	Due to the decrease in expenses
Return on equity ratio	Net Profit After Tax/ Average Shareholders Equity	34.5%	-2.6%	-1428%	Due to profit increase during the year
Inventory turnover ratio	(Purchases of stock- in- trade / contract cost + Changes in inventories of stock- in- trade)/ Average inventory	na	na		
Trade receivable turnover ratio	Revenue from operations / Closing Trade receivable	9.20	5.07	81%	Due to increase in revenue during the year and increase in average debtors
Trade payable turnover ratio	Net Credit Purchases / Average Trade Payables	2.71	1.21	124%	Due to increase in creditors during the year
Net capital turnover ratio	Net Sales/ Working Capital	-4.38	9.11	-148%	Due to higher revenue and higher base of working capital
Net profit ratio	Profit after tax / Revenue from operations	11.0%	-7.1%	-256%	Due to profit after tax has increased during the year as a result of higher revenue
Return on capital employed	Earning before interest and taxes/Capital Employed	32.3%	-5.4%	-698%	Due to profit increase during the year
Return on investment	Finance Income/Investment	0.07	0.11	-39%	Due to decrease in FD income from last year



30 Other Statutory Information

The Company have not advanced or loaned or invested funds to any other person(s) or entity(ies), including foreign entities (Intermediaries) with the understanding that the Intermediary shall:

- (a) directly or indirectly lend or invest in other persons or entities identified in any manner whatsoever by or on behalf of the company (Ultimate Beneficiaries) or
- (b) provide any guarantee, security or the like to or on behalf of the Ultimate Beneficiaries

The Company have not received any fund from any person(s) or entity(ies), including foreign entities (Funding Party) with the understanding (whether recorded in writing or otherwise) that the

- (a) directly or indirectly lend or invest in other persons or entities identified in any manner whatsoever by or on behalf of the Funding Party (Ultimate Beneficiaries) or
- (b) provide any guarantee, security or the like on behalf of the Ultimate Beneficiaries

31 Segment Information

As per Ind AS 108 - Operating Segments, where the financial report contains both the consolidated financial statements of a parent as well as the parent's separate financial statements, segment information is required only in the consolidated financial statements, accordingly no segment information is disclosed in these standalone financial statements of the Company.

32 Subsequent events

There were no significant reportable subsequent events that occurred after the balance sheet date but before financial statements were issued.

For Ghosh Khanna & Co LLP  
Chartered Accountants  
Firm Registration No. 003366N/NS00362

For and behalf of Board of Directors of Coforge Solutions Private Limited



Amit Kumar Gupta  
Partner  
Membership No. 508656  
Place : New Delhi  
Date : 05 May 2025

Saurabh Goel  
Director  
DIN: 08589223  
Place : Gurugram  
Date : 05 May 2025



Yogeshwar Mathur  
Chief Financial Officer  
Place : Gurugram  
Date : 05 May 2025

22